


Summary Reports of Online Registered Births & Deaths -August,2021


Type of Registration Unit	Total No of RU	Registered Births			Registered Deaths		
		Male	Female	Total	Male	Female	Total
Health Institutiion	161	2018	1765	3784	404	254	658
Gram Panchayat (595) & Village Council(586)	1181	855	734	1590	1234	808	2042
Urban(AMC/MC/ NP)	20	263	225	488	260	206	466
State Total	1362	3136	2724	5862	1898	1268	3166

Note: Total is inclusive of transgender birth Gomati District -1 ,Khowai District -1

Source:-crsorgi.gov.in

Prepared by


22/10/2021


22/10.

Branch Officer (Statistics)
Directorate of Family Welfare & PM
Government of Tripura,Agartala

Online Registered Births & Deaths August-2021(Institution)

District	Sl.No	Hospital Name	Registered Birth			Registered Death		
			Male	Female	Total	Male	Female	Total
Dhalai	Dhalai district							
	1	Chawmanu CHC	123	81	204	7	9	16
	2	Manikpur PHC	7	6	13	0	0	0
	3	Dhuamachara PHC	6	0	6	1	0	1
	4	Ganganagar PHC	8	8	16	0	0	0
	5	Salema PHC	2	2	4	0	0	0
	6	Nakashipara PHC	1	2	3	0	0	0
	7	Chailengta SDH, LTV	11	9	20	1	1	2
	8	Manu CHC	16	13	29	0	0	0
	9	82-Miles PHC	16	5	21	0	0	0
	10	Nepatila PHC	1	0	1	0	0	0
	11	Kulai Dist. Hospital	129	101	230	25	16	41
	12	Gandacherra SDH	30	27	57	1	0	1
	13	BSM SDH, kamalpur	25	24	49	4	4	8
	14	Maracharra PHC	7	1	8	0	0	0
	15	Raisyabari PHC	7	6	13	0	0	0
	16	Ambassa PHC	1	0	1	0	0	0
17	Lalcharra PHC	0	0	0	0	0	0	
		390	285	675	39	30	69	
Unakoti	Unakoti District							
	1	Rgm Hospital	0	0	0	2	0	2
	2	Unakoti Dist. Hospital	185	116	301	15	11	26
	3	Kumarghat CHC	0	0	0	0	0	0
	4	Fatikroy PHC	20	19	39	0	1	1
	5	Dhanbilash PHC	1	3	4	0	0	0
	6	Pecharthal PHC	19	17	36	0	0	0
	7	Kanchanbari PHC	4	8	12	0	0	0
8	Machmara PHC	0	0	0	0	0	0	
		229	163	392	17	12	29	
Sepahijala	Sepahijala District							
	1	Sonamura CHC	4	2	6	5	0	5
	2	Takarjala CHC	8	6	14	1	2	3
	3	Dhanpur PHC	1	4	5	0	0	0
	4	Motinagar PHC	0	0	0	0	0	0
	5	Kamalagar PHC	3	3	6	0	0	0
	6	Jumerdhepa PHC	0	2	2	0	0	0
	7	Bishramganja PHC	9	11	20	0	0	0
	8	Madhupur PHC	3	1	4	0	0	0
	9	Boxanagar CHC	4	1	5	0	0	0
	10	Kathalia CHC	36	21	57	2	1	3
	11	Taibandal PHC	6	10	16	0	0	0
	12	Bishalgarh SDH	33	25	58	0	0	0
	13	Microspara PHC	18	10	28	1	0	1
	14	Melaghar SDH	52	48	100	1	3	4
	15	Dayarampara PHC	0	0	0	0	0	0
	16	Nidaya PHC	3	2	5	0	0	0
	17	Thelakum PHC	3	6	9	0	0	0
	18	Lalsingmura PHC	0	0	0	0	0	0
	19	Jampuijala PHC	0	0	0	0	0	0
20	Taksapara PHC	3	1	4	0	0	0	
		186	153	339	10	6	16	
Khowai	Khowai District							
	1	Tulashikhar PHC	4	3	7	2	2	4
	2	Behalabari PHC	5	0	5	1	0	1
	3	Kalyanpur CHC	0	0	0	0	0	0
	4	Chebri PHC	0	0	0	0	0	0
	5	Baijalbari PHC	0	0	0	0	0	0
	6	Ratanpur PHC	0	0	0	0	0	0
7	Teliamura SDH	11	10	21	3	8	11	

22/10/2021


	8	Mungiakami PHC	2	0	2	0	0	0
	9	Khowai Dist. Hospital	74	60	134	3	5	8
			96	73	169	9	15	24
	West District							
West	1	Chachubazar PHC	3	2	5	0	0	0
	2	Katlamara PHC	2	4	6	0	0	0
	3	Mandai PHC	8	3	11	0	0	0
	4	Borakha PHC	0	0	0	0	0	0
	5	Kherengbar TTAADC Hospital	1	0	1	3	2	5
	6	Anandanagar PHC	0	0	0	0	0	0
	7	AGMC & GBP Hospital	256	218	474	201	97	298
	8	Tripura medical college	43	47	90	33	23	56
	9	IGM Hospital	209	215	424	23	23	46
	10	Narshingarh PHC	0	0	0	0	0	0
	11	Bamutia PHC	1	2	3	0	0	0
	12	Mohanpur CHC	5	8	13	1	1	2
	13	Jirania CHC	5	10	15	0	0	0
	14	Ranirbazar PHC	0	1	1	1	0	1
	15	Gandhigram PHC	0	0	0	0	0	0
	16	Cancer hospital	0	0	0	6	13	19
	17	State homeopath hospital	0	0	0	0	0	0
	18	State ayurvedic hospital	0	0	0	0	0	0
	19	Kanchanmala PHC	0	0	0	0	0	0
	20	Champaknagar PHC	1	1	2	0	0	0
	21	CAPFS composite hospital BSF	1	0	1	0	0	0
	22	Bidhya Debbarma Memorial PHC, Lefunga	2	1	3	0	0	0
	23	Army hospital Khejurbagan	3	0	3	1	2	3
			540	512	1052	269	161	430
	Gomati district							
Gomati	1	Kakraban PHC	4	4	8	2	1	3
	2	Tulamura PHC	2	2	4	0	0	0
	3	Nutanbazar CHC	12	17	29	1	1	2
	4	Ompi CHC	8	5	13	0	0	0
	5	Maharani PHC	9	3	12	1	0	1
	6	Chellagang PHC	2	2	4	0	0	0
	7	District hospital gomati	208	181	389	16	5	21
	8	Tripura sundari SDH	2	1	3	0	2	2
	9	Silachari PHC	4	1	5	0	0	0
	10	Killa PHC	10	10	20	0	0	0
	11	Atharobhola PHC	6	4	10	0	0	0
	12	Amarpur SDH	10	10	21	1	2	3
	13	Karbook CHC	12	14	26	1	0	1
	14	Gorakhappa PHC	10	7	17	0	0	0
	15	Garjee PHC	3	1	4	0	0	0
			302	262	565	22	11	33
	North district							
North	1	Kadamtala PHC	10	8	18	1	0	1
	2	Tilthai PHC	0	1	1	0	0	0
	3	Damcharra PHC	4	8	12	1	0	1
	4	Khedacharra PHC	0	1	1	0	0	0
	5	Anandabazar CHC	7	3	10	0	0	0
	6	Dasda PHC	15	16	31	2	0	2
	7	DIST. Hospital, NORTH	54	67	121	15	7	22
	8	Sanicherra PHC	5	13	18	0	1	1
	9	Uptakhali PHC	2	3	5	0	0	0
	10	Panisagar CHC	4	5	9	1	1	2
	11	Brajendranagar PHC	1	0	1	0	1	1
	12	Bungnung PHC	0	1	1	0	1	1
	13	Kanchanpur SDH	15	14	29	1	2	3
	14	Jalebasa PHC	2	5	7	0	0	0
	15	Jampui PHC	2	3	5	0	0	0
	16	Laljuri PHC	4	4	8	1	0	1


22/10/2021

	17	Bhandarima PHC	0	0	0	0	0	0
	18	Gachirampara PHC	0	0	0	0	0	0
			125	152	277	22	13	35
		South district						
South	1	Barpathari PHC	3	5	8	0	0	0
	2	Rajnagar CHC	7	6	13	0	1	1
	3	Niharnagar PHC	6	9	15	0	1	1
	4	Hrishyamukh CHC	0	1	1	2	1	3
	5	Matai PHC	4	9	13	0	0	0
	6	Ratanpur PHC	0	0	0	0	0	0
	7	Nalua PHC	2	4	6	1	0	1
	8	S B M M PHC	1	10	11	0	0	0
	9	Manubankul CHC	6	9	15	0	0	0
	10	Rupaicharri PHC	0	0	0	0	0	0
	11	Manubazar CHC	6	6	12	2	1	3
	12	Kalacharra PHC	20	24	44	0	0	0
	13	Dist. hospital south	29	42	71	3	1	4
	14	Belonia SDH	21	8	29	3	0	3
	15	Sabroom SDH	10	5	15	2	1	3
	16	Baikhora PHC	12	10	22	2	0	2
	17	Kowaifung PHC	9	5	14	0	0	0
	18	Muhuripur PHC	0	1	1	0	0	0
	19	Jolaibari CHC	0	0	0	0	0	0
	20	Paikhola PHC	3	1	4	0	0	0
	21	Srinagar CHC	4	5	9	1	0	1
	22	Chottakhola PHC	6	2	8	0	0	0
	23	Baisnabpur PHC	0	0	0	0	0	0
	24	Maicherra PHC	1	3	4	0	0	0
	25	Ramraibari PHC	0	0	0	0	0	0
	26	Twikormo Hospital	0	0	0	0	0	0
			150	165	315	16	6	22
		STATE TOTAL	2018	1765	3784	404	254	658

Note: Total is inclusive of transgender birth Gomati District -1 ,Khowai District -1

Source:-csrcrgi.gov.in

Prepared by

 22/10/2021


 Branch Officer (Statistics)
 Directorate of Family Welfare & PM
 Government of Tripura,Agartala

Online Registered Births & Deaths Monthly Report-August,2021- Non-Institution(Block)

District Name -Dhalai

Sl.No.	Sub-District	Registered Birth			Registered Death		
		Male	Female	Total	Male	Female	Total
1	Salema	17	10	27	15	11	26
2	Manu	30	25	55	34	15	49
3	Ambassa	43	47	90	31	16	47
4	Chawmanu	8	5	13	15	6	21
5	Dumburnagar	15	13	28	14	5	19
6	Durgachowmuni	8	15	23	35	19	54
7	Ganganagar	12	3	15	5	3	8
8	Raiysabari	11	16	27	3	3	6
District Total		144	134	278	152	78	230

District Name -Gomati

Sl.No.	Sub-District	Registered Birth			Registered Death		
		Male	Female	Total	Male	Female	Total
1	Kakraban	9	3	12	31	19	50
2	Amarpur	6	4	10	21	14	35
3	Ompi	1	5	6	17	8	25
4	Matabari	12	7	19	28	19	47
5	Karbook	7	6	13	14	16	30
6	Tepania	5	10	15	35	36	71
7	Silachari	10	15	25	11	7	18
8	Killa	5	4	9	5	6	11
District Total		55	54	109	162	125	287

District Name -Khowai

Sl.No.	Sub-District	Registered Birth			Registered Death		
		Male	Female	Total	Male	Female	Total
1	Padmabil	17	12	29	24	4	28
2	Khowai	8	9	17	34	30	64
3	Tulasikhar	8	10	18	20	8	28
4	Kalyanpur	4	2	6	13	17	30
5	Teliamura	31	18	49	31	18	49
6	Mungiakami	38	14	53	12	13	25
District Total		106	65	172	134	90	224

District Name -North


Sl.No.	Sub-District	Registered Birth			Registered Death		
		Male	Female	Total	Male	Female	Total
1	Kadamtala	22	19	41	26	23	49
2	Panisagar	26	15	41	12	9	21
3	Damcharra	14	12	26	9	10	19
4	Dasda	48	35	83	28	17	45
5	Jampui hill	16	11	27	8	2	10
6	Kalacharra	12	21	33	20	11	31
7	Jubarajnagar	17	16	33	31	22	53
8	Laljuri	17	25	42	19	7	26
District Total		172	154	326	153	101	254

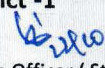
22/10/2021

District Name -Sepahijala							
Sl.No.	Sub-District	Registered Birth			Registered Death		
		Male	Female	Total	Male	Female	Total
1	Jampuijalla	12	25	37	18	12	30
2	Bishalgarh	11	15	26	38	23	61
3	Boxanagar	28	15	43	22	13	35
4	Kathalia	20	8	28	18	15	33
5	Nalchar	11	13	24	33	24	57
6	Mohanbhog	6	3	9	9	3	12
7	Charilam	6	5	11	16	11	27
District Total		94	84	178	154	101	255
District Name -South							
Sl.No.	Sub-District	Registered Birth			Registered Death		
		Male	Female	Total	Male	Female	Total
1	Rajnagar	6	6	12	5	2	7
2	Hrishyamukh	9	12	21	19	12	31
3	Bakafa	13	10	23	30	18	48
4	Rupaichari	25	31	56	14	18	32
5	Satchand	25	16	41	26	18	44
6	Jolai Bari	5	10	15	19	14	33
7	Bharat Chandra Nagar	5	4	9	16	9	25
8	Poangbari	6	5	11	7	2	9
District Total		94	94	188	136	93	229
District Name -Unakoti							
Sl.No.	Sub-District	Registered Birth			Registered Death		
		Male	Female	Total	Male	Female	Total
1	Gournagar	52	46	98	24	24	48
2	Pecharthal	33	24	57	38	18	56
3	Kumarghat	24	21	45	39	33	72
4	Chandipur	11	15	26	14	12	26
District Total		120	106	226	115	87	202
District Name -West							
Sl.No.	Sub-District	Registered Birth			Registered Death		
		Male	Female	Total	Male	Female	Total
1	Mohanpur	6	8	14	24	10	34
2	Hezamara	11	10	21	12	9	21
3	Mandai	12	12	24	50	34	84
4	Jirania	9	1	10	17	14	31
5	Dukli	5	0	5	53	34	87
6	Lefunga	1	3	4	8	3	11
7	Belbari	16	4	20	15	11	26
8	Old Agartala	7	4	11	28	11	39
9	Bamutia	3	1	4	21	7	28
District Total		70	43	113	228	133	361
Grand Total Block		855	734	1590	1234	808	2042

Note: Total is inclusive of transgender birth Gomati District -1 ,Khowai District -1


Source:-crsorgi.gov.in

Prepared by

 22/10/2021


 Branch Officer (Statistics)
 Directorate of Family Welfare & PM
 Government of Tripura, Agartala

Online Registered Births & Deaths Monthly Report for August,2021- Non-Institution(Urban)							
Dhalai District		Registered Births			Registered Deaths		
Sl.No		Male	Female	Total	Male	Female	Total
1	Kamalpur Nagar panchayet	0	2	2	6	8	14
2	Ambassa Municipal Council	2	0	2	5	2	7
	District Total	2	2	4	11	10	21
Gomati District		Registered Births			Registered Death		
Sl.No		Male	Female	Total	Male	Female	Total
1	Udaipur Municipal Council	3	1	4	9	12	21
2	Amarpur Nagar Panchayet	0	0	0	4	3	7
	District Total	3	1	4	13	15	28
Khowai District		Registered Births			Registered Death		
Sl.No		Male	Female	Total	Male	Female	Total
1	Khowai Municipal Council	0	0	0	4	5	9
2	Teliamura Municipal Council	2	0	2	3	4	7
	District Total	2	0	2	7	9	16
North Tripura		Registered Births			Registered Death		
Sl.No		Male	Female	Total	Male	Female	Total
1	Panisagar Nagar Panchayet	0	1	1	0	1	1
2	Dharmanagar Municipal Council	12	9	21	10	9	19
	District Total	12	10	22	10	10	20
Sepahijala District		Registered Births			Registered Death		
Sl.No		Male	Female	Total	Male	Female	Total
1	Bishalgarh Municipal Council	2	3	5	8	5	13
2	Melaghar Municipal Council	5	0	5	14	3	17
3	Sonamura Nagar Panchayet	0	1	1	7	3	10
	District Total	7	4	11	29	11	40
South Tripura		Registered Births			Registered Death		
Sl.No		Male	Female	Total	Male	Female	Total
1	Santirbazar Municipal Council	3	3	6	7	8	15
2	Belonia Municipal Council	0	2	2	3	5	8
3	Sabroom Nagar Panchayet	0	0	0	5	1	6
	District Total	3	5	8	15	14	29
Unakoti District		Registered Births			Registered Death		
Sl.No		Male	Female	Total	Male	Female	Total
1	Kailasahar Municipal Council	12	8	20	8	9	17
2	Kumarghat Municipal Council	0	1	1	5	9	14
	District Total	12	9	21	13	18	31
West Tripura		Registered Births			Registered Death		
Sl.No		Male	Female	Total	Male	Female	Total
1	Ranirbazar Municipal Council	0	0	0	12	6	18
2	Agartala Municipal Corporation	218	194	412	138	108	246
3	Mohanpur Municipal Council	4	0	4	10	4	14
4	Jirania Nagar Panchayet	0	0	0	2	1	3
	District Total	222	194	416	162	119	281
	Grand Total Urban	263	225	488	260	206	466

Source:-crsorgi.gov.in

Prepared by

 22/10/2021

Branch Officer (Statistics)
 Directorate of Family Welfare & PM
 Government of Tripura, Agartala