


### Summary Reports of Online Registered Births & Deaths -December,2020

Type of Registration Unit	Total No of RU	Registered Births			Registered Deaths		
		Male	Female	Total	Male	Female	Total
Health Institutiion	158	2302	2241	4543	413	256	669
Gram Panchayat (591) & Village Council(586)	1177	1124	1060	2184	1195	869	2064
Urban(AMC/MC/ NP)	20	470	424	894	277	224	501
<b>State Total</b>	<b>1355</b>	<b>3896</b>	<b>3725</b>	<b>7621</b>	<b>1885</b>	<b>1349</b>	<b>3234</b>

Source:-crsorgi.gov.in

Prepared by  
  
 07/01/2021



Branch Officer ( Statistics)  
 Directorate of Family Welfare & PM  
 Government of Tripura,Agartala

**Online Registered Births & Deaths December -2020 (Institution)**

District	Sl.No	Hospital Name	Registered Birth			Registered Death		
			Male	Female	Total	Male	Female	Total
Dhalai	Dhalai district							
	1	Chawmanu CHC	44	43	87	7	8	15
	2	Manikpur PHC	14	20	34	0	0	0
	3	Dhuamachara PHC	12	5	17	0	0	0
	4	Ganganagar PHC	17	25	42	0	0	0
	5	Salema PHC	1	1	2	0	0	0
	6	Nakashipara PHC	5	1	6	0	0	0
	7	Chailengta SDH, LTV	15	6	21	1	1	2
	8	Manu CHC	18	25	43	1	0	1
	9	82-Miles PHC	17	30	47	2	0	2
	10	Nepatila PHC	10	7	17	0	1	1
	11	Kulai Dist. Hospital	81	76	157	17	12	29
	12	Gandacherra SDH	40	40	80	5	0	5
	13	BSM SDH, kamalpur	11	10	21	4	4	8
	14	Maracharra PHC	6	6	12	2	0	2
	15	Raisyabari PHC	8	9	17	0	0	0
	16	Ambassa PHC	15	13	28	0	0	0
	17	Lalcharra PHC	0	0	0	0	0	0
			<b>314</b>	<b>317</b>	<b>631</b>	<b>39</b>	<b>26</b>	<b>65</b>
Unakoti	Unakoti District							
	1	Rgm Hospital	0	0	0	1	0	1
	2	Unakoti Dist. Hospital	154	151	305	0	0	0
	3	Kumarghat CHC	0	0	0	1	0	1
	4	Fatikroy PHC	11	19	30	2	1	3
	5	Dhanbilash PHC	4	1	5	0	0	0
	6	Pecharthai PHC	18	12	30	1	0	1
	7	Kanchanbari PHC	5	1	6	2	1	3
	8	Machmara PHC	14	7	21	0	0	0
			<b>206</b>	<b>191</b>	<b>397</b>	<b>7</b>	<b>2</b>	<b>9</b>
Sepahijala	Sepahijala District							
	1	Sonamura CHC	5	3	8	0	0	0
	2	Takarjala CHC	10	16	26	0	0	0
	3	Dhanpur PHC	1	0	1	0	0	0
	4	Motinagar PHC	0	0	0	1	0	1
	5	Kamalnagar PHC	3	1	4	0	0	0
	6	Jumerdhepa PHC	1	0	1	0	0	0
	7	Bishramganja PHC	16	17	33	0	0	0
	8	Madhupur PHC	0	0	0	1	0	1
	9	Boxanagar CHC	2	2	4	0	0	0
	10	Kathalia CHC	14	12	26	0	0	0
	11	Taibandal PHC	9	19	28	0	0	0
	12	Bishalgarh SDH	29	38	67	1	0	1
	13	Microspara PHC	14	6	20	0	0	0
	14	Melaghar SDH	71	76	147	5	3	8
	15	Dayarampara PHC	1	2	3	0	0	0
	16	Nidaya PHC	2	1	3	0	0	0
	17	Thelakum PHC	3	0	3	0	0	0
	18	Lalsingmura PHC	0	0	0	0	0	0
19	Jampuijala PHC	0	0	0	0	0	0	
			<b>181</b>	<b>193</b>	<b>374</b>	<b>8</b>	<b>3</b>	<b>11</b>
Khowai	Khowai District							
	1	Tulashikhar PHC	5	9	14	4	1	5
	2	Behalabari PHC	6	5	11	0	0	0
	3	Kalyanpur CHC	6	1	7	1	0	1
	4	Chebri PHC	0	2	2	0	0	0
	5	Baijalbari PHC	0	0	0	0	0	0
	6	Ratanpur PHC	0	0	0	0	0	0
	7	Teliamura SDH	52	47	99	10	1	11
8	Mungiakami PHC	0	0	0	0	0	0	

07/01/2021


	9	Khowai Dist. Hospital	42	39	81	11	6	17
			111	103	214	26	8	34
West	West District							
	1	Chachubazar PHC	0	0	0	1	0	1
	2	Katlamara PHC	12	14	26	0	0	0
	3	Mandai PHC	7	12	19	0	0	0
	4	Borakha PHC	3	3	6	0	0	0
	5	Kherengbar TTAADC Hospital	32	25	57	2	0	2
	6	Anandanagar PHC	2	0	2	0	0	0
	7	AGMC AND GBP HOSPITAL	192	166	358	157	89	246
	8	Tripura medical college	61	41	102	29	26	55
	9	IGM Hospital	390	371	761	55	53	108
	10	Narshingarh PHC	2	1	3	0	0	0
	11	Bamutia PHC	1	3	4	0	0	0
	12	Mohanpur CHC	4	9	13	0	0	0
	13	Jirania CHC	2	6	8	0	0	0
	14	Ranirbazar PHC	0	0	0	0	0	0
	15	Gandhigram PHC	0	1	1	0	0	0
	16	Cancer hospital	0	0	0	17	13	30
	17	State homeopath hospital	0	0	0	0	0	0
	18	State ayurvedic hospital	0	0	0	0	0	0
	19	Kanchanmala PHC	0	0	0	0	0	0
	20	Champaknagar PHC	0	1	1	0	0	0
21	CAPFS composite Hospital B5F	2	0	2	0	0	0	
			710	653	1363	261	181	442
Gomati	Gomati district							
	1	Kakraban PHC	4	3	7	0	0	0
	2	Tulamura PHC	1	1	2	0	0	0
	3	Nutanbazar CHC	25	22	47	1	0	1
	4	Ompi CHC	12	11	23	0	0	0
	5	Maharani PHC	3	6	9	0	0	0
	6	Chellagang PHC	2	1	3	0	0	0
	7	District hospital gomati	143	153	296	14	11	25
	8	Tripura sundari SDH	1	0	1	0	0	0
	9	Silachari PHC	4	3	7	0	0	0
	10	Killa PHC	17	6	23	0	0	0
	11	Atharobhola PHC	7	4	11	0	0	0
	12	Amarpur SDH	29	21	50	4	0	4
	13	Karbook CHC	26	22	48	3	1	4
	14	Gorakhappa PHC	0	0	0	0	0	0
15	Garjee PHC	8	6	14	0	0	0	
			282	259	541	22	12	34
North	North district							
	1	Kadamtala PHC	34	39	73	0	0	0
	2	Tilthai PHC	3	1	4	2	0	2
	3	Damcharra PHC	25	17	42	0	0	0
	4	Khedacharra PHC	0	0	0	0	0	0
	5	Anandabazar CHC	24	29	53	1	0	1
	6	Dasda PHC	10	13	23	1	0	1
	7	DIST. Hospital, NORTH	69	47	116	15	8	23
	8	Sanicherra PHC	43	63	106	0	1	1
	9	Upthakhali PHC	13	16	29	1	1	2
	10	Panisagar CHC	4	5	9	1	0	1
	11	Brajendranagar PHC	5	7	12	0	0	0
	12	Bungnung PHC	0	0	0	0	0	0
	13	Kanchanpur SDH	16	12	28	2	0	2
	14	Jalebasa PHC	4	4	8	0	0	0
	15	Jampui PHC	4	3	7	1	0	1
	16	Laljuri PHC	12	6	18	1	0	1
	17	Bhandarima PHC	0	0	0	0	0	0
18	Gachirampara PHC	0	0	0	0	0	0	
			266	262	528	25	10	35

07/01/2021

		South district						
South	1	Barpathari PHC	8	6	14	1	0	1
	2	Rajnagar PHC	4	10	14	2	1	3
	3	Niharnagar PHC	0	0	0	1	0	1
	4	Hrishyamukh CHC	0	0	0	0	0	0
	5	Matai PHC	6	3	9	0	0	0
	6	Ratanpur PHC	8	12	20	0	0	0
	7	Nalua PHC	3	12	15	0	2	2
	8	S B M M PHC	0	0	0	0	0	0
	9	Manubankul CHC	10	11	21	1	0	1
	10	Rupaicharri PHC	4	1	5	0	0	0
	11	Manubazar CHC	9	12	21	1	0	1
	12	Kalacharra PHC	31	26	57	0	1	1
	13	Dist. Hospital south	35	38	73	7	5	12
	14	Belonia SDH	41	54	95	8	1	9
	15	Sabroom SDH	13	17	30	1	0	1
	16	Baikhora PHC	21	22	43	2	2	4
	17	Kowaifung PHC	2	4	6	0	0	0
	18	Muhuripur PHC	3	3	6	0	1	1
	19	Jolaibari CHC	21	16	37	1	1	2
	20	Paikhola PHC	4	2	6	0	0	0
	21	Srinagar CHC	3	7	10	0	0	0
	22	Chottakhola PHC	0	0	0	0	0	0
	23	Baisnabpur PHC	0	0	0	0	0	0
	24	Maicherra PHC	2	2	4	0	0	0
	25	Ramraibari PHC	4	5	9	0	0	0
			232	263	495	25	14	39
		<b>STATE TOTAL</b>	<b>2302</b>	<b>2241</b>	<b>4543</b>	<b>413</b>	<b>256</b>	<b>669</b>

Source:-crsorgi.gov.in

Prepared by  
A  
07/01/2021

  
Branch Officer ( Statistics)  
Directorate of Family Welfare & PM  
Government of Tripura, Agartala

**Online Registered Births & Deaths Monthly Report-December,2020- Non-Institution(Block)**

**District Name -Dhalai**

Sl.No.	Sub-District	Registered Birth			Registered Death		
		Male	Female	Total	Male	Female	Total
1	Salema	23	16	39	23	11	34
2	Manu	57	42	99	30	15	45
3	Ambassa	50	51	101	25	15	40
4	Chawmanu	9	6	15	7	5	12
5	Dumburnagar	17	17	34	16	9	25
6	Durgachowmuni	28	17	45	31	29	60
7	Ganganagar	19	22	41	6	2	8
8	Raiysabari	15	19	34	6	0	6
<b>District Total</b>		<b>218</b>	<b>190</b>	<b>408</b>	<b>144</b>	<b>86</b>	<b>230</b>

**District Name -Gomati**

Sl.No.	Sub-District	Registered Birth			Registered Death		
		Male	Female	Total	Male	Female	Total
1	Kakraban	10	10	20	29	24	53
2	Amarpur	4	4	8	14	11	25
3	Ompi	16	9	25	24	13	37
4	Matabari	19	22	41	39	28	67
5	Karbook	18	11	29	12	10	22
6	Tepania	9	7	16	36	19	55
7	Silachari	9	10	19	7	8	15
8	Killa	11	9	20	18	14	32
<b>District Total</b>		<b>96</b>	<b>82</b>	<b>178</b>	<b>179</b>	<b>127</b>	<b>306</b>

**District Name -Khowai**

Sl.No.	Sub-District	Registered Birth			Registered Death		
		Male	Female	Total	Male	Female	Total
1	Padmabil	14	10	24	18	16	34
2	Khowai	7	2	9	38	27	65
3	Tulasikhar	13	7	20	10	13	23
4	Kalyanpur	1	5	6	17	19	36
5	Teliamura	15	8	23	21	27	48
6	Mungiakami	9	12	21	9	1	10
<b>District Total</b>		<b>59</b>	<b>44</b>	<b>103</b>	<b>113</b>	<b>103</b>	<b>216</b>

**District Name -North**

Sl.No.	Sub-District	Registered Birth			Registered Death		
		Male	Female	Total	Male	Female	Total
1	Kadamtala	36	24	60	24	22	46
2	Panisagar	24	23	47	24	14	38
3	Damcharra	13	15	28	12	9	21
4	Dasda	63	71	134	21	13	34
5	Jampui hill	9	13	22	3	2	5
6	Kalacharra	24	27	51	39	23	62
7	Jubarajnagar	37	39	76	38	17	55
8	Laljuri	18	23	41	8	15	23
<b>District Total</b>		<b>224</b>	<b>235</b>	<b>459</b>	<b>169</b>	<b>115</b>	<b>284</b>

*AT*  
07/01/2021


District Name -Sepahijala							
Sl.No.	Sub-District	Registered Birth			Registered Death		
		Male	Female	Total	Male	Female	Total
1	Jampuijalla	60	40	100	16	7	23
2	Bishalgarh	19	13	32	41	35	76
3	Boxanagar	32	35	67	22	15	37
4	Kathalia	23	13	36	22	12	34
5	Nalchar	14	8	22	30	20	50
6	Mohanbhog	8	7	15	12	9	21
7	Charilam	16	11	27	22	14	36
District Total		172	127	299	165	112	277

District Name -South							
Sl.No.	Sub-District	Registered Birth			Registered Death		
		Male	Female	Total	Male	Female	Total
1	Rajnagar	2	1	3	13	12	25
2	Hrishyamukh	6	4	10	20	20	40
3	Bagafa	10	17	27	20	23	43
4	Rupaichari	67	67	134	13	13	26
5	Satchand	19	19	38	20	12	32
6	Jolai Bari	21	14	35	36	27	63
7	Bharat Chandra Nagar	8	10	18	3	4	7
8	Poangbari	3	8	11	9	3	12
District Total		136	140	276	134	114	248

District Name -Unakoti							
Sl.No.	Sub-District	Registered Birth			Registered Death		
		Male	Female	Total	Male	Female	Total
1	Gournagar	77	90	167	31	32	63
2	Pecharthal	43	51	94	24	14	38
3	Kumarghat	17	20	37	40	27	67
4	Chandipur	17	12	29	16	18	34
District Total		154	173	327	111	91	202

District Name -West							
Sl.No.	Sub-District	Registered Birth			Registered Death		
		Male	Female	Total	Male	Female	Total
1	Mohanpur	7	15	22	20	16	36
2	Hezamara	15	19	34	18	8	26
3	Mandai	19	21	40	31	22	53
4	Jirania	4	3	7	15	15	30
5	Dukli	7	4	11	41	20	61
6	Lefunga	3	1	4	5	3	8
7	Belbari	3	3	6	13	7	20
8	Old Agartala	3	1	4	18	13	31
9	Bamutia	4	2	6	19	17	36
District Total		65	69	134	180	121	301
Grand Total Block		1124	1060	2184	1195	869	2064


Source:-crsorgi.gov.in

Prepared by  
  
 07/01/2021

Branch Officer ( Statistics )  
 Directorate of Family Welfare & PM  
 Government of Tripura, Agartala

Online Registered Births & Deaths Monthly Report for December, 2020- Non-Institution(Urban)							
Dhalai District		Registered Births			Registered Deaths		
Sl.No		Male	Female	Total	Male	Female	Total
1	Kamapur Nagar panchayet	1	2	3	2	1	3
2	Ambassa Municipal Council	3	5	8	8	6	14
	District Total	4	7	11	10	7	17
Gomati District		Registered Births			Registered Death		
Sl.No		Male	Female	Total	Male	Female	Total
1	Udaipur Municipal Council	7	4	11	13	13	26
2	Amarpur Nagar Panchayet	0	0	0	2	7	9
	District Total	7	4	11	15	20	35
Khowai District		Registered Births			Registered Death		
Sl.No		Male	Female	Total	Male	Female	Total
1	Khowai Municipal Council	0	0	0	2	4	6
2	Teliamura Municipal Council	1	0	1	5	1	6
	District Total	1	0	1	7	5	12
North Tripura		Registered Births			Registered Death		
Sl.No		Male	Female	Total	Male	Female	Total
1	Panisagar Nagar Panchayet	3	2	5	8	4	12
2	Dharmanagar Municipal Council	12	12	24	7	8	15
	District Total	15	14	29	15	12	27
Sepahijala District		Registered Births			Registered Death		
Sl.No		Male	Female	Total	Male	Female	Total
1	Bishalgarh Municipal Council	3	3	6	10	6	16
2	Melaghar Municipal Council	1	0	1	2	0	2
3	Sonamura Nagar Panchayet	0	5	5	6	5	11
	District Total	4	8	12	18	11	29
South Tripura		Registered Births			Registered Death		
Sl.No		Male	Female	Total	Male	Female	Total
1	Santirbazar Municipal Council	2	0	2	5	2	7
2	Belonia Municipal Council	0	0	0	7	5	12
3	Sabroom Nagar Panchayet	0	0	0	2	1	3
	District Total	2	0	2	14	8	22
Unakoti District		Registered Births			Registered Death		
Sl.No		Male	Female	Total	Male	Female	Total
1	Kailasahar Municipal Council	29	21	50	13	22	35
2	Kumarghat Municipal Council	1	1	2	6	3	9
	District Total	30	22	52	19	25	44
West Tripura		Registered Births			Registered Death		
Sl.No		Male	Female	Total	Male	Female	Total
1	Ranirbazar Municipal Council	2	2	4	10	5	15
2	Agartala Municipal Corporation	405	367	772	161	122	283
3	Mohanpur Municipal Council	0	0	0	7	8	15
4	Jirania Nagar Panchayet	0	0	0	1	1	2
	District Total	407	369	776	179	136	315
	<b>Grand Total Urban</b>	<b>470</b>	<b>424</b>	<b>894</b>	<b>277</b>	<b>224</b>	<b>501</b>

Source:-crsorgi.gov.in

Prepared by  
  
 07/01/2021

Branch Officer ( Statistics )  
 Directorate of Family Welfare & PM  
 Government of Tripura, Agartala