


Summary Reports of Online Registered Births & Deaths -December,2021

Type of Registration Unit	Total No of RU	Registered Births			Registered Deaths		
		Male	Female	Total	Male	Female	Total
Health Institutiion	161	2468	2251	4719	497	273	770
Gram Panchayat (595) & Village Council(586)	1181	995	926	1921	1141	871	2012
Urban(AMC/MC/ NP)	20	238	244	482	261	163	424
State Total	1362	3701	3421	7122	1899	1307	3206

Source:-crsorgi.gov.in

Prepared by


11/01/2022




Branch Officer (Statistics)
Directorate of Family Welfare & PM
Government of Tripura,Agartala

Online Registered Births & Deaths December-2021(Institution)								
District	Sl.No	Hospital Name	Registered Birth			Registered Death		
			Male	Female	Total	Male	Female	Total
Dhalai	Dhalai district							
	1	Chawmanu CHC	156	119	275	12	8	20
	2	Manikpur PHC	9	19	28	2	0	2
	3	Dhuamachara PHC	6	7	13	0	0	0
	4	Ganganagar PHC	16	21	37	0	1	1
	5	Salema PHC	0	3	3	0	0	0
	6	Nakashipara PHC	5	2	7	0	0	0
	7	Chailengta SDH, LTV	16	13	29	0	0	0
	8	Manu CHC	24	12	36	5	2	7
	9	82-Miles PHC	21	38	59	1	0	1
	10	Nepatila PHC	7	8	15	1	0	1
	11	Kulai Dist. Hospital	12	5	17	3	3	6
	12	Gandacherra SDH	17	14	31	2	2	4
	13	BSM SDH, kamalpur	12	16	28	1	2	3
	14	Maracharra PHC	2	0	2	0	0	0
	15	Raisyabari PHC	0	0	0	0	0	0
	16	Ambassa PHC	5	4	9	0	0	0
	17	Lalcharra PHC	0	0	0	0	0	0
			308	281	589	27	18	45
Unakoti	Unakoti District							
	1	Rgm Hospital	0	1	1	0	0	0
	2	Unakoti Dist. Hospital	84	93	177	5	5	10
	3	Kumarghat CHC	0	1	1	1	0	1
	4	Fatikroy PHC	69	55	124	1	0	1
	5	Dhanbilash PHC	0	2	2	0	0	0
	6	Pecharthal PHC	0	0	0	0	0	0
	7	Kanchanbari PHC	3	2	5	0	1	1
	8	Machmara PHC	0	0	0	0	0	0
			156	154	310	7	6	13
Sepahijala	Sepahijala District							
	1	Sonamura CHC	9	8	17	0	0	0
	2	Takarjala CHC	8	5	13	3	0	3
	3	Dhanpur PHC	0	1	1	2	0	2
	4	Motinagar PHC	1	1	2	0	0	0
	5	Kamalagar PHC	1	0	1	0	0	0
	6	Jumerdhepa PHC	1	1	2	0	0	0
	7	Bishramganja PHC	15	9	24	0	0	0
	8	Madhupur PHC	7	2	9	0	0	0
	9	Boxanagar CHC	7	3	10	0	0	0
	10	Kathalia CHC	8	12	20	0	0	0
	11	Taibandal PHC	14	5	19	2	0	2
	12	Bishalgarh SDH	50	37	87	0	1	1
	13	Microspara PHC	6	0	6	2	0	2
	14	Melaghar SDH	71	74	145	3	2	5
	15	Dayarampara PHC	0	0	0	0	0	0
	16	Nidaya PHC	2	2	4	0	0	0
	17	Thelakum PHC	5	6	11	0	0	0
	18	Lalsingmura PHC	0	0	0	0	0	0
	19	Jampuijala PHC	0	1	1	0	0	0
20	Taksapara PHC	0	0	0	0	0	0	
			205	167	372	12	3	15
Khowai	Khowai District							
	1	Tulashikhar PHC	6	6	12	1	0	1
	2	Behalabari PHC	7	7	14	0	0	0
	3	Kalyanpur CHC	4	5	9	1	0	1
	4	Chebri PHC	5	4	9	0	0	0
	5	Baijalbari PHC	2	1	3	2	0	2
	6	Ratanpur PHC	3	2	5	0	0	0
7	Teliamura SDH	49	48	97	9	6	15	

11/01/2022

	8	Mungiakami PHC	5	8	13	0	0	0
	9	Khowai Dist. Hospital	55	52	107	2	1	3
			136	133	269	15	7	22
		West District						
West	1	Chachubazar PHC	10	9	19	0	0	0
	2	Katlamara PHC	3	1	4	0	1	1
	3	Mandai PHC	6	4	10	0	0	0
	4	Borakha PHC	1	1	2	0	0	0
	5	Kherengbar TTAADC Hospital	80	87	167	1	2	3
	6	Anandanagar PHC	0	0	0	0	0	0
	7	AGMC & GBP Hospital	272	239	511	274	138	412
	8	Tripura medical college	33	30	63	24	11	35
	9	IGM Hospital	274	245	519	40	24	64
	10	Narshingarh PHC	0	0	0	0	0	0
	11	Bamutia PHC	0	0	0	0	0	0
	12	Mohanpur CHC	11	8	19	0	0	0
	13	Jirania CHC	12	8	20	0	0	0
	14	Ranirbazar PHC	0	0	0	0	0	0
	15	Gandhigram PHC	0	0	0	0	0	0
	16	Cancer hospital	0	0	0	28	22	50
	17	State homeopath hospital	0	0	0	0	0	0
	18	State ayurvedic hospital	0	0	0	0	0	0
	19	Kanchanmala PHC	0	0	0	0	0	0
	20	Champaknagar PHC	0	0	0	0	0	0
	21	CAPFS composite hospital BSF	0	0	0	0	0	0
	22	Bidhya Debbarma Memorial PHC,Lefunga	0	0	0	0	0	0
	23	Army hospital Khejurbagan	0	0	0	0	0	0
	24	Hezamara PHC	0	0	0	0	0	0
			702	632	1334	367	198	565
		Gomati district						
Gomati	1	Kakraban PHC	0	0	0	2	0	2
	2	Tulamura PHC	3	2	5	0	0	0
	3	Nutanbazar CHC	23	12	35	0	0	0
	4	Ompi CHC	18	33	51	1	0	1
	5	Maharani PHC	2	1	3	0	0	0
	6	Chellagang PHC	4	2	6	0	0	0
	7	District hospital gomati	224	231	455	18	6	24
	8	Tripura sundari SDH	0	0	0	1	1	2
	9	Silachari PHC	4	22	26	0	0	0
	10	Killa PHC	6	11	17	0	0	0
	11	Atharobhola PHC	1	4	5	0	0	0
	12	Amarpur SDH	25	19	44	4	1	5
	13	Karbook CHC	22	15	37	0	1	1
	14	Gorakhappa PHC	30	12	42	0	0	0
	15	Garjee PHC	0	0	0	0	0	0
	16	Taidu PHC	8	10	18	0	0	0
			370	374	744	26	9	35
		North district						
North	1	Kadamtala PHC	34	25	59	2	1	3
	2	Tilthai PHC	4	2	6	1	0	1
	3	Damcharra PHC	29	21	50	0	0	0
	4	Khedacharra PHC	5	6	11	0	0	0
	5	Anandabazar CHC	11	7	18	0	1	1
	6	Dasda PHC	14	14	28	1	0	1
	7	DIST. Hospital,NORTH	140	124	264	16	10	26
	8	Sanicherra PHC	21	23	44	1	1	2
	9	Upthakhali PHC	1	2	3	1	0	1
	10	Panisagar CHC	1	3	4	0	1	1
	11	Brajendranagar PHC	1	3	4	0	0	0
	12	Bungnung PHC	2	2	4	0	0	0
	13	Kanchanpur SDH	18	18	36	2	4	6
	14	Jalebasa PHC	3	1	4	0	0	0

 11/01/2022

	15	Jampui PHC	0	0	0	1	0	1
	16	Laljuri PHC	3	4	7	0	0	0
	17	Bhandarima PHC	0	0	0	0	0	0
	18	Gachirampara PHC	0	1	1	0	0	0
			287	256	543	25	18	43
		South district						
South	1	Barpathari PHC	3	3	6	0	0	0
	2	Rajnagar CHC	15	5	20	1	2	3
	3	Niharnagar PHC	18	8	26	0	1	1
	4	Hrishyamukh CHC	0	4	4	0	0	0
	5	Matai PHC	1	4	5	1	0	1
	6	Ratanpur PHC	9	5	14	0	0	0
	7	Nalua PHC	5	6	11	1	1	2
	8	S B M M PHC	1	1	2	0	1	1
	9	Manubankul CHC	20	13	33	0	0	0
	10	Rupaicharri PHC	0	1	1	0	0	0
	11	Manubazar CHC	7	7	14	2	0	2
	12	Kalacharra PHC	18	21	39	0	1	1
	13	Dist. hospital south	46	50	96	4	5	9
	14	Belonia SDH	56	51	107	5	0	5
	15	Sabroom SDH	11	12	23	2	2	4
	16	Baikhora PHC	30	23	53	0	0	0
	17	Kowaifung PHC	10	3	13	0	0	0
	18	Mhuripur PHC	3	1	4	0	0	0
	19	Jolaibari CHC	26	15	41	0	1	1
	20	Paikhola PHC	0	0	0	0	0	0
	21	Srinagar CHC	20	13	33	1	0	1
	22	Chottakhola PHC	4	3	7	1	0	1
	23	Baisnabpur PHC	1	5	6	0	0	0
	24	Maicherra PHC	0	0	0	0	0	0
	25	Ramraibari PHC	0	0	0	0	0	0
	26	Twikormo Hospital	0	0	0	0	0	0
			304	254	558	18	14	32
		STATE TOTAL	2468	2251	4719	497	273	770

Source:-crsorgi.gov.in

Prepared by

A
11/01/2022

E

Branch Officer (Statistics)
Directorate of Family Welfare & PM
Government of Tripura, Agartala

Online Registered Births & Deaths Monthly Report-December,2021- Non-Institution(Block)

District Name -Dhalai

Sl.No.	Sub-District	Registered Birth			Registered Death		
		Male	Female	Total	Male	Female	Total
1	Salema	9	8	17	62	63	125
2	Manu	47	30	77	26	18	44
3	Ambassa	35	37	72	19	12	31
4	Chawmanu	2	2	4	3	4	7
5	Dumburnagar	26	34	60	13	11	24
6	Durgachowmuni	12	13	25	27	15	42
7	Ganganagar	15	12	27	1	2	3
8	Raiysabari	14	10	24	7	2	9
District Total		160	146	306	158	127	285

District Name -Gomati

Sl.No.	Sub-District	Registered Birth			Registered Death		
		Male	Female	Total	Male	Female	Total
1	Kakraban	5	8	13	30	12	42
2	Amarpur	19	8	27	24	12	36
3	Ompi	3	3	6	12	6	18
4	Matabari	35	23	58	32	24	56
5	Karbook	7	13	20	14	7	21
6	Tepania	13	25	38	26	29	55
7	Silachari	0	0	0	2	1	3
8	Killa	7	1	8	6	2	8
District Total		89	81	170	146	93	239

District Name -Khowai

Sl.No.	Sub-District	Registered Birth			Registered Death		
		Male	Female	Total	Male	Female	Total
1	Padmabil	18	11	29	21	15	36
2	Khowai	2	3	5	26	13	39
3	Tulasikhar	9	9	18	26	14	40
4	Kalyanpur	5	7	12	9	9	18
5	Teliamura	20	9	29	26	21	47
6	Mungiakami	25	21	46	17	8	25
District Total		79	60	139	125	80	205

District Name -North

Sl.No.	Sub-District	Registered Birth			Registered Death		
		Male	Female	Total	Male	Female	Total
1	Kadamtala	33	24	57	23	18	41
2	Panisagar	18	25	43	21	20	41
3	Damcharra	19	20	39	14	3	17
4	Dasda	40	39	79	19	13	32
5	Jampui hill	15	17	32	4	1	5
6	Kalacharra	30	13	43	24	13	37
7	Jubarajnar	16	6	22	17	8	25
8	Laljuri	42	26	68	13	12	25
District Total		213	170	383	135	88	223

Handwritten signature
11/01/2022

District Name -Sepahijala							
Sl.No.	Sub-District	Registered Birth			Registered Death		
		Male	Female	Total	Male	Female	Total
1	Jampuijalla	61	42	103	38	23	61
2	Bishalgarh	25	24	49	46	37	83
3	Boxanagar	22	31	53	28	20	48
4	Kathalia	8	4	12	18	10	28
5	Nalchar	8	5	13	30	23	53
6	Mohanbhog	5	3	8	7	9	16
7	Charilam	15	16	31	35	29	64
District Total		144	125	269	202	151	353
District Name -South							
Sl.No.	Sub-District	Registered Birth			Registered Death		
		Male	Female	Total	Male	Female	Total
1	Rajnagar	3	12	15	40	22	62
2	Hrishyamukh	8	7	15	14	15	29
3	Bakafa	7	6	13	15	19	34
4	Rupaichari	53	46	99	8	11	19
5	Satchand	29	44	73	29	30	59
6	Jolai Bari	5	7	12	11	17	28
7	Bharat Chandra Nagar	8	6	14	12	16	28
8	Poangbari	3	3	6	8	3	11
District Total		116	131	247	137	133	270
District Name -Unakoti							
Sl.No.	Sub-District	Registered Birth			Registered Death		
		Male	Female	Total	Male	Female	Total
1	Gournagar	76	88	164	20	28	48
2	Pecharthal	17	27	44	11	14	25
3	Kumarghat	23	26	49	44	39	83
4	Chandipur	15	9	24	18	16	34
District Total		131	150	281	93	97	190
District Name -West							
Sl.No.	Sub-District	Registered Birth			Registered Death		
		Male	Female	Total	Male	Female	Total
1	Mohanpur	7	4	11	36	10	46
2	Hezamara	13	22	35	15	8	23
3	Mandai	11	6	17	12	9	21
4	Jirania	4	0	4	12	16	28
5	Dukli	5	6	11	18	10	28
6	Lefunga	9	15	24	12	8	20
7	Belbari	6	6	12	10	10	20
8	Old Agartala	4	2	6	14	15	29
9	Bamutia	4	2	6	16	16	32
District Total		63	63	126	145	102	247
Grand Total Block		995	926	1921	1141	871	2012

Source:-crsorgi.gov.in


Prepared by

11/01/2022

Branch Officer (Statistics)
Directorate of Family Welfare & PM
Government of Tripura, Agartala

Online Registered Births & Deaths Monthly Report for December,2021- Non-Institution(Urban)							
Dhalai District		Registered Births			Registered Deaths		
Sl.No		Male	Female	Total	Male	Female	Total
1	Kamalpur Nagar panchayet	1	0	1	2	0	2
2	Ambassa Municipal Council	0	0	0	9	3	12
	District Total	1	0	1	11	3	14
Gomati District		Registered Births			Registered Death		
Sl.No		Male	Female	Total	Male	Female	Total
1	Udaipur Municipal Council	0	3	3	12	12	24
2	Amarpur Nagar Panchayet	0	0	0	4	3	7
	District Total	0	3	3	16	15	31
Khowai District		Registered Births			Registered Death		
Sl.No		Male	Female	Total	Male	Female	Total
1	Khowai Municipal Council	0	0	0	4	2	6
2	Teliamura Municipal Council	1	2	3	10	5	15
	District Total	1	2	3	14	7	21
North Tripura		Registered Births			Registered Death		
Sl.No		Male	Female	Total	Male	Female	Total
1	Panisagar Nagar Panchayet	2	1	3	5	2	7
2	Dharmanagar Municipal Council	3	11	14	8	8	16
	District Total	5	12	17	13	10	23
Sepahijala District		Registered Births			Registered Death		
Sl.No		Male	Female	Total	Male	Female	Total
1	Bishalgarh Municipal Council	2	5	7	12	3	15
2	Melaghar Municipal Council	2	2	4	11	2	13
3	Sonamura Nagar Panchayet	2	0	2	5	2	7
	District Total	6	7	13	28	7	35
South Tripura		Registered Births			Registered Death		
Sl.No		Male	Female	Total	Male	Female	Total
1	Santirbazar Municipal Council	0	0	0	2	2	4
2	Belonia Municipal Council	3	2	5	3	7	10
3	Sabroom Nagar Panchayet	0	0	0	1	0	1
	District Total	3	2	5	6	9	15
Unakoti District		Registered Births			Registered Death		
Sl.No		Male	Female	Total	Male	Female	Total
1	Kailasahar Municipal Council	6	5	11	5	5	10
2	Kumarghat Municipal Council	0	0	0	6	4	10
	District Total	6	5	11	11	9	20
West Tripura		Registered Births			Registered Death		
Sl.No		Male	Female	Total	Male	Female	Total
1	Ranirbazar Municipal Council	2	2	4	5	3	8
2	Agartala Municipal Corporation	210	205	415	137	91	228
3	Mohanpur Municipal Council	4	2	6	12	3	15
4	Jirania Nagar Panchayet	0	4	4	8	6	14
	District Total	216	213	429	162	103	265
	Grand Total Urban	238	244	482	261	163	424

Source:-crsorgi.gov.in

Prepared by

 11/01/2022

Branch Officer (Statistics)
 Directorate of Family Welfare & PM
 Government of Tripura,Agartala