

Summary Reports of Online Registered Births & Deaths -February,2021

Type of Registration Unit	Total No of RU	Registered Births			Registered Deaths		
		Male	Female	Total	Male	Female	Total
Health Institution	159	1924	1799	3723	427	250	677
Gram Panchayat (591) & Village Council(586)	1177	940	878	1818	1035	792	1827
Urban(AMC/MC/ NP)	20	236	241	478	232	164	396
State Total	1356	3100	2918	6019	1694	1206	2900

Note: Total is inclusive of transgender birth west district -1

Source:-crsorgi.gov.in

Prepared by
[Signature]
09/03/2021

[Signature]
9/3/21

Branch Officer (Statistics)
Directorate of Family Welfare & PM
Government of Tripura,Agartala

Online Registered Births & Deaths February-2021(Institution)

District	Sl.No	Hospital Name	Registered Birth			Registered Death		
			Male	Female	Total	Male	Female	Total
Dhalai	Dhalai district							
	1	Chawmanu CHC	60	58	118	5	4	9
	2	Manikpur PHC	7	8	15	0	0	0
	3	Dhuamachara PHC	0	0	0	0	0	0
	4	Ganganagar PHC	26	25	51	0	0	0
	5	Salema PHC	5	2	7	0	0	0
	6	Nakashipara PHC	2	1	3	0	0	0
	7	Chailengta SDH, LTV	5	7	12	0	0	0
	8	Manu CHC	13	19	32	0	0	0
	9	82-Miles PHC	0	0	0	0	0	0
	10	Nepatila PHC	10	5	15	0	0	0
	11	Kulai Dist. Hospital	105	85	190	17	7	24
	12	Gandacherra SDH	24	40	64	5	2	7
	13	BSM SDH, kamalpur	8	7	15	2	2	4
	14	Maracharra PHC	9	2	11	0	0	0
	15	Raisyabari PHC	7	8	15	1	0	1
	16	Ambassa PHC	0	2	2	0	0	0
	17	Lalcharra PHC	0	0	0	0	0	0
			281	269	550	30	15	45
Unakoti	Unakoti District							
	1	Rgm Hospital	0	0	0	0	0	0
	2	Unakoti Dist. Hospital	136	138	274	12	7	19
	3	Kumarghat CHC	0	0	0	2	0	2
	4	Fatikroy PHC	47	48	95	4	1	5
	5	Dhanbilash PHC	2	2	4	0	0	0
	6	Pecharthal PHC	22	18	40	0	0	0
	7	Kanchanbari PHC	5	1	6	4	2	6
	8	Machmara PHC	5	11	16	0	0	0
			217	218	435	22	10	32
Sepahijala	Sepahijala District							
	1	Sonamura CHC	6	1	7	2	0	2
	2	Takarjala CHC	10	13	23	0	0	0
	3	Dhanpur PHC	0	0	0	0	0	0
	4	Motinagar PHC	3	4	7	0	0	0
	5	Kamalnagar PHC	5	0	5	0	0	0
	6	Jumerdhepa PHC	1	0	1	0	0	0
	7	Bishramganja PHC	15	20	35	0	0	0
	8	Madhupur PHC	4	8	12	1	1	2
	9	Boxanagar CHC	5	3	8	2	0	2
	10	Kathalia CHC	16	18	34	0	0	0
	11	Taibandal PHC	11	8	19	4	3	7
	12	Bishalgarh SDH	22	22	44	1	0	1
	13	Microspara PHC	20	2	22	1	2	3
	14	Melaghar SDH	27	34	61	1	1	2
	15	Dayarampara PHC	2	0	2	0	0	0
	16	Nidaya PHC	0	1	1	0	0	0
	17	Thelakum PHC	4	5	9	0	0	0
	18	Lalsingmura PHC	0	0	0	0	0	0
	19	Jampuijala PHC	0	3	3	1	0	1
20	TAKSAPARA PHC	2	2	4	0	0	0	
			151	142	293	13	7	20
Khowai	Khowai District							
	1	Tulashikhar PHC	2	2	4	1	1	2
	2	Behalabari PHC	1	2	3	1	0	1
	3	Kalyanpur CHC	1	0	1	0	0	0
	4	Chebri PHC	0	0	0	0	0	0
	5	Baijalbari PHC	0	0	0	0	0	0
	6	Ratanpur PHC	0	0	0	0	0	0
7	Teliamura SDH	17	16	33	5	2	7	

A
09/03/2021

	8	Mungiakami PHC	6	4	10	0	0	0
	9	Khowai Dist. Hospital	56	70	126	23	7	30
			83	94	177	30	10	40
West	West District							
	1	Chachubazar PHC	2	7	9	0	0	0
	2	Katlamara PHC	7	7	14	0	0	0
	3	Mandai PHC	4	6	10	0	0	0
	4	Borakha PHC	3	2	5	0	0	0
	5	Kherengbar TTAADC Hospital	37	36	73	0	1	1
	6	Anandanagar PHC	5	3	8	1	0	1
	7	AGMC AND GBP HOSPITAL	215	194	409	184	114	298
	8	Tripura medical college	31	22	53	19	14	33
	9	IGM Hospital	234	215	449	33	29	62
	10	Narshingarh PHC	2	0	2	0	0	0
	11	Bamutia PHC	1	2	3	0	0	0
	12	Mohanpur CHC	12	9	21	0	0	0
	13	Jirania CHC	12	16	28	2	0	2
	14	Ranirbazar PHC	0	0	0	0	0	0
	15	Gandhigram PHC	1	0	1	0	0	0
	16	Cancer hospital	0	0	0	28	11	39
	17	State homeopath hospital	0	0	0	0	0	0
	18	State ayurvedic hospital	0	0	0	0	0	0
	19	Kanchanmala PHC	0	0	0	0	0	0
	20	Champaknagar PHC	0	0	0	0	0	0
21	CAPFS composite Hospital BSF	1	0	1	0	0	0	
			567	519	1086	267	169	436
Gomati	Gomati district							
	1	Kakraban PHC	1	1	2	0	0	0
	2	Tulamura PHC	2	1	3	0	0	0
	3	Nutanbazar CHC	14	12	26	3	0	3
	4	Ompi CHC	8	4	12	2	0	2
	5	Maharani PHC	0	0	0	0	0	0
	6	Chellagang PHC	1	0	1	0	0	0
	7	District hospital gomati	143	130	273	13	9	22
	8	Tripura sundari SDH	0	1	1	0	0	0
	9	Silachari PHC	9	12	21	0	2	2
	10	Killa PHC	4	2	6	0	0	0
	11	Atharobhola PHC	4	3	7	0	0	0
	12	Amarpur SDH	24	13	37	2	1	3
	13	Karbook CHC	19	19	38	1	0	1
	14	Gorakhappa PHC	21	19	40	0	0	0
15	Garjee PHC	5	6	11	0	0	0	
			255	223	478	21	12	33
North	North district							
	1	Kadamtala PHC	3	5	8	1	0	1
	2	Tilthai PHC	2	4	6	0	1	1
	3	Damcharra PHC	30	18	48	1	0	1
	4	Khedacharra PHC	2	3	5	0	0	0
	5	Anandabazar CHC	18	12	30	1	0	1
	6	Dasda PHC	11	13	24	0	1	1
	7	DIST. Hospital,NORTH	89	65	154	20	15	35
	8	Sanicherra PHC	24	19	43	0	0	0
	9	Upthakhali PHC	6	6	12	0	0	0
	10	Panisagar CHC	4	3	7	3	0	3
	11	Brajendranagar PHC	3	2	5	0	0	0
	12	Bungnung PHC	0	0	0	0	0	0
	13	Kanchanpur SDH	17	13	30	2	0	2
	14	Jalebasa PHC	0	0	0	0	0	0
	15	Jampui PHC	1	2	3	0	0	0
	16	Laljuri PHC	5	2	7	0	0	0
	17	Bhandarima PHC	0	0	0	0	0	0
18	Gachirampara PHC	0	0	0	0	0	0	

09/03/2021

		215	167	382	28	17	45
South district							
1	Barpathari PHC	0	0	0	0	0	0
2	Rajnagar CHC	5	0	5	0	0	0
3	Niharnagar PHC	2	3	5	1	0	1
4	Hrishyamukh CHC	0	0	0	0	0	0
5	Matai PHC	0	0	0	0	0	0
6	Ratanpur PHC	0	0	0	0	0	0
7	Nalua PHC	3	0	3	0	1	1
8	S B M M PHC	10	8	18	0	0	0
9	Manubankul CHC	8	9	17	1	0	1
10	Rupaicharri PHC	1	2	3	0	0	0
11	Manubazar CHC	4	7	11	2	2	4
12	Kalacharra PHC	14	20	34	1	1	2
13	Dist. Hospital south	33	47	80	2	2	4
14	Belonia SDH	18	21	39	4	2	6
15	Sabroom SDH	12	4	16	0	1	1
16	Baikhora PHC	10	10	20	1	1	2
17	Kowaifung PHC	7	7	14	0	0	0
18	Muhuripur PHC	0	1	1	0	0	0
19	Jolaibari CHC	12	14	26	2	0	2
20	Paikhola PHC	3	1	4	0	0	0
21	Srinagar CHC	3	5	8	0	0	0
22	Chottakhola PHC	5	3	8	2	0	2
23	Baisnabpur PHC	4	3	7	0	0	0
24	Maicherra PHC	1	2	3	0	0	0
25	Ramraibari PHC	0	0	0	0	0	0
		155	167	322	16	10	26
STATE TOTAL		1924	1799	3723	427	250	677

Source:-crsorgi.gov.in

Prepared by

09/03/2021

Branch Officer (Statistics)
Directorate of Family Welfare & PM
Government of Tripura, Agartala

Online Registered Births & Deaths Monthly Report-February,2021- Non-Institution(Block)

District Name -Dhalai							
Sl.No.	Sub-District	Registered Birth			Registered Death		
		Male	Female	Total	Male	Female	Total
1	Salema	16	15	31	32	14	46
2	Manu	20	21	41	32	26	58
3	Ambassa	36	31	67	17	12	29
4	Chawmanu	7	4	11	7	6	13
5	Dumburnagar	8	13	21	9	4	13
6	Durgachowmuni	19	23	42	24	31	55
7	Ganganagar	27	25	52	1	1	2
8	Raiysabari	6	2	8	1	0	1
District Total		139	134	273	123	94	217

District Name -Gomati							
Sl.No.	Sub-District	Registered Birth			Registered Death		
		Male	Female	Total	Male	Female	Total
1	Kakraban	2	5	7	14	8	22
2	Amarpur	27	15	42	24	11	35
3	Ompi	15	15	30	10	2	12
4	Matabari	9	7	16	31	25	56
5	Karbook	19	24	43	22	16	38
6	Tepania	6	3	9	17	19	36
7	Silachari	15	8	23	8	4	12
8	Killa	3	0	3	2	8	10
District Total		96	77	173	128	93	221

District Name -Khowai							
Sl.No.	Sub-District	Registered Birth			Registered Death		
		Male	Female	Total	Male	Female	Total
1	Padmabil	16	27	43	20	8	28
2	Khowai	4	5	9	29	28	57
3	Tulasikhar	11	8	19	12	7	19
4	Kalyanpur	3	3	6	16	16	32
5	Teliamura	8	10	18	21	20	41
6	Mungiakami	15	7	22	13	5	18
District Total		57	60	117	111	84	195

District Name -North							
Sl.No.	Sub-District	Registered Birth			Registered Death		
		Male	Female	Total	Male	Female	Total
1	Kadamtala	18	17	35	14	15	29
2	Panisagar	19	16	35	18	10	28
3	Damcharra	17	25	42	9	4	13
4	Dasda	53	57	110	18	11	29
5	Jampui hill	13	7	20	5	1	6
6	Kalacharra	21	11	32	20	23	43
7	Jubarajnaragar	18	16	34	23	24	47
8	Laljuri	27	20	47	13	8	21
District Total		186	169	355	120	96	216

A
09/03/2021


District Name -Sepahijala							
Sl.No.	Sub-District	Registered Birth			Registered Death		
		Male	Female	Total	Male	Female	Total
1	Jampuijalla	45	45	90	23	19	42
2	Bishalgarh	24	21	45	46	37	83
3	Boxanagar	19	24	43	20	12	32
4	Kathalia	14	7	21	17	9	26
5	Nalchar	14	12	26	31	19	50
6	Mohanbhog	8	7	15	8	4	12
7	Charilam	11	11	22	13	7	20
District Total		135	127	262	158	107	265


District Name -South							
Sl.No.	Sub-District	Registered Birth			Registered Death		
		Male	Female	Total	Male	Female	Total
1	Rajnagar	2	5	7	34	23	57
2	Hrishyamukh	9	6	15	28	21	49
3	Bagafa	16	12	28	30	25	55
4	Rupaichari	28	37	65	5	4	9
5	Satchand	30	32	62	13	13	26
6	Jolai Bari	8	3	11	12	17	29
7	Bharat Chandra Nagar	11	8	19	12	14	26
8	Poangbari	8	12	20	13	8	21
District Total		112	115	227	147	125	272

District Name -Unakoti							
Sl.No.	Sub-District	Registered Birth			Registered Death		
		Male	Female	Total	Male	Female	Total
1	Gournagar	74	72	146	30	23	53
2	Pecharthal	39	35	74	24	19	43
3	Kumarghat	38	24	62	26	25	51
4	Chandipur	12	5	17	17	7	24
District Total		163	136	299	97	74	171

District Name -West							
Sl.No.	Sub-District	Registered Birth			Registered Death		
		Male	Female	Total	Male	Female	Total
1	Mohanpur	7	8	15	24	13	37
2	Hezamara	10	20	30	15	11	26
3	Mandai	11	7	18	16	20	36
4	Jirania	4	3	7	8	6	14
5	Dukli	5	7	12	36	24	60
6	Lefunga	7	6	13	8	1	9
7	Belbari	2	5	7	11	7	18
8	Old Agartala	4	3	7	18	16	34
9	Bamutia	2	1	3	15	21	36
District Total		52	60	112	151	119	270
Grand Total Block		940	878	1818	1035	792	1827

Source:-crsorgi.gov.in


Prepared by

 09/03/2021



 Branch Officer (Statistics)
 Directorate of Family Welfare & PM
 Government of Tripura, Agartala

Online Registered Births & Deaths Monthly Report for February,2021- Non-Institution(Urban)							
Dhalai District		Registered Births			Registered Deaths		
Sl.No		Male	Female	Total	Male	Female	Total
1	Kamalpur Nagar panchayet	2	1	3	5	5	10
2	Ambassa Municipal Council	0	1	1	3	4	7
	District Total	2	2	4	8	9	17
Gomati District		Registered Births			Registered Death		
Sl.No		Male	Female	Total	Male	Female	Total
1	Udaipur Municipal Council	3	3	6	13	6	19
2	Amarpur Nagar Panchayet	0	1	1	2	3	5
	District Total	3	4	7	15	9	24
Khowai District		Registered Births			Registered Death		
Sl.No		Male	Female	Total	Male	Female	Total
1	Khowai Municipal Council	2	0	2	6	7	13
2	Teliamura Municipal Council	1	1	2	4	2	6
	District Total	3	1	4	10	9	19
North Tripura		Registered Births			Registered Death		
Sl.No		Male	Female	Total	Male	Female	Total
1	Panisagar Nagar Panchayet	2	2	4	4	1	5
2	Dharmanagar Municipal Council	10	11	21	20	15	35
	District Total	12	13	25	24	16	40
Sepahijala District		Registered Births			Registered Death		
Sl.No		Male	Female	Total	Male	Female	Total
1	Bishalgarh Municipal Council	3	5	8	12	10	22
2	Melaghar Municipal Council	3	2	5	9	3	12
3	Sonamura Nagar Panchayet	0	0	0	1	0	1
	District Total	6	7	13	22	13	35
South Tripura		Registered Births			Registered Death		
Sl.No		Male	Female	Total	Male	Female	Total
1	Santirbazar Municipal Council	1	0	1	3	4	7
2	Belonia Municipal Council	1	0	1	8	3	11
3	Sabroom Nagar Panchayet	0	0	0	3	1	4
	District Total	2	0	2	14	8	22
Unakoti District		Registered Births			Registered Death		
Sl.No		Male	Female	Total	Male	Female	Total
1	Kailasahar Municipal Council	14	16	30	5	7	12
2	Kumarghat Municipal Council	0	0	0	2	4	6
	District Total	14	16	30	7	11	18
West Tripura		Registered Births			Registered Death		
Sl.No		Male	Female	Total	Male	Female	Total
1	Ranirbazar Municipal Council	1	0	1	4	2	6
2	Agartala Municipal Corporation	191	196	387	116	79	195
3	Mohanpur Municipal Council	1	2	4	9	5	14
4	Jirania Nagar Panchayet	1	0	1	3	3	6
	District Total	194	198	393	132	89	221
	Grand Total Urban	236	241	478	232	164	396

Note: Total is inclusive of transgender birth west district -1

Source:-crsorgi.gov.in

Prepared by

 09/03/2021


 Branch Officer (Statistics)
 Directorate of Family Welfare & PM
 Government of Tripura, Agartala