


Summary Reports of Online Registered Births & Deaths -January,2021

Type of Registration Unit	Total No of RU	Registered Births			Registered Deaths		
		Male	Female	Total	Male	Female	Total
Health Institutiion	158	1787	1707	3494	573	345	918
Gram Panchayat (591) & Village Council(586)	1177	935	911	1846	1154	859	2013
Urban(AMC/MC/ NP)	20	298	312	610	272	220	492
State Total	1355	3020	2930	5950	1999	1424	3423

Source:-crsorgi.gov.in

Prepared by

 06/02/2021



Branch Officer (Statistics)
 Directorate of Family Welfare & PM
 Government of Tripura,Agartala

Online Registered Births & Deaths January-2021(Institution)

District	Sl.No	Hospital Name	Registered Birth			Registered Death		
			Male	Female	Total	Male	Female	Total
Dhalai	Dhalai district							
	1	Chawmanu CHC	53	46	99	6	2	8
	2	Manikpur PHC	11	13	24	0	1	1
	3	Dhuamachara PHC	0	0	0	1	0	1
	4	Ganganagar PHC	16	17	33	0	0	0
	5	Salema PHC	0	0	0	0	0	0
	6	Nakashipara PHC	0	0	0	0	0	0
	7	Chailengta SDH, LTV	19	13	32	2	0	2
	8	Manu CHC	14	18	32	1	0	1
	9	82-Miles PHC	4	8	12	0	0	0
	10	Nepatila PHC	0	1	1	0	0	0
	11	Kulai Dist. Hospital	78	68	146	14	12	26
	12	Gandacherra SDH	0	0	0	0	0	0
	13	BSM SDH, kamalpur	7	9	16	4	2	6
	14	Maracharra PHC	5	3	8	0	0	0
	15	Raisyabari PHC	9	8	17	0	0	0
	16	Ambassa PHC	3	3	6	0	0	0
17	Laicharra PHC	0	0	0	0	0	0	
			219	207	426	28	17	45
Unakoti	Unakoti District							
	1	Rgm Hospital	0	0	0	0	0	0
	2	Unakoti Dist. Hospital	72	65	137	45	44	89
	3	Kumarghat CHC	0	0	0	1	1	2
	4	Fatikroy PHC	0	0	0	0	0	0
	5	Dhanbilash PHC	0	1	1	1	0	1
	6	Pecharthal PHC	13	10	23	3	0	3
	7	Kanchanbari PHC	3	3	6	2	0	2
8	Machmara PHC	16	6	22	0	0	0	
			104	85	189	52	45	97
Sepahijala	Sepahijala District							
	1	Sonamura CHC	3	5	8	2	0	2
	2	Takarjala CHC	5	2	7	0	0	0
	3	Dhanpur PHC	2	3	5	0	0	0
	4	Motinagar PHC	0	1	1	0	0	0
	5	Kamalagar PHC	3	2	5	1	0	1
	6	Jumerdhepa PHC	1	0	1	0	0	0
	7	Bishramganja PHC	0	1	1	3	0	3
	8	Madhupur PHC	1	5	6	0	0	0
	9	Boxanagar CHC	2	2	4	0	0	0
	10	Kathalia CHC	13	12	25	0	0	0
	11	Taibandal PHC	0	0	0	0	0	0
	12	Bishalgarh SDH	42	36	78	0	0	0
	13	Microspara PHC	20	11	31	0	0	0
	14	Melaghar SDH	88	87	175	7	0	7
	15	Dayarampara PHC	0	0	0	0	0	0
	16	Nidaya PHC	2	1	3	0	0	0
	17	Thelakum PHC	0	0	0	0	0	0
	18	Lalsingmura PHC	0	0	0	0	0	0
19	Jampuijala PHC	5	3	8	0	0	0	
			187	171	358	13	0	13
Khowai	Khowai District							
	1	Tulashikhar PHC	8	8	16	0	0	0
	2	Behalabari PHC	5	1	6	0	0	0
	3	Kalyanpur CHC	6	4	10	1	0	1
	4	Chebri PHC	1	4	5	0	0	0
	5	Baijalbari PHC	0	0	0	0	0	0
	6	Ratanpur PHC	0	0	0	0	0	0
	7	Teliamura SDH	16	22	38	12	4	16
8	Mungiakami PHC	2	1	3	0	0	0	

06/02/2021


4


	9	Khowai Dist. Hospital	72	57	129	7	6	13
			110	97	207	20	10	30
West	West District							
	1	Chachubazar PHC	5	8	13	0	1	1
	2	Katlamara PHC	4	4	8	0	0	0
	3	Mandai PHC	1	2	3	0	0	0
	4	Borakha PHC	3	2	5	0	0	0
	5	Kherengbar TTAADC Hospital	33	37	70	1	1	2
	6	Anandanagar PHC	8	6	14	0	0	0
	7	AGMC AND GBP HOSPITAL	243	203	446	291	161	452
	8	Tripura medical college	33	28	61	31	22	53
	9	IGM Hospital	238	243	481	40	29	69
	10	Narshingarh PHC	0	0	0	0	0	0
	11	Bamutia PHC	0	0	0	0	0	0
	12	Mohanpur CHC	5	6	11	0	0	0
	13	Jirania CHC	8	9	17	0	1	1
	14	Ranirbazar PHC	0	0	0	1	1	2
	15	Gandhigram PHC	0	3	3	0	0	0
	16	Cancer hospital	0	0	0	15	13	28
	17	State homeopath hospital	0	0	0	0	0	0
	18	State ayurvedic hospital	0	0	0	0	0	0
	19	Kanchanmala PHC	2	0	2	1	0	1
	20	Champaknagar PHC	0	0	0	1	0	1
21	CAPFS composite Hospital BSF	0	0	0	0	0	0	
			583	551	1134	381	229	610
Gomati	Gomati district							
	1	Kakraban PHC	4	7	11	2	0	2
	2	Tulamura PHC	2	1	3	1	0	1
	3	Nutanbazar CHC	17	15	32	0	0	0
	4	Ompi CHC	3	4	7	0	0	0
	5	Maharani PHC	4	3	7	1	0	1
	6	Chellagang PHC	1	3	4	0	0	0
	7	District hospital gomati	140	151	291	20	13	33
	8	Tripura sundari SDH	1	0	1	0	0	0
	9	Silachari PHC	0	0	0	0	1	1
	10	Killa PHC	8	8	16	0	0	0
	11	Atharobhoia PHC	3	4	7	0	0	0
	12	Amarpur SDH	12	21	33	5	3	8
	13	Karbook CHC	2	0	2	0	0	0
	14	Gorakhappa PHC	0	0	0	0	0	0
15	Garjee PHC	7	5	12	0	0	0	
			204	222	426	29	17	46
North	North district							
	1	Kadamtala PHC	5	8	13	1	0	1
	2	Tilthai PHC	0	1	1	1	0	1
	3	Damcharra PHC	1	3	4	0	0	0
	4	Khedacharra PHC	5	3	8	0	0	0
	5	Anandabazar CHC	13	6	19	0	0	0
	6	Dasda PHC	10	13	23	0	0	0
	7	DIST. Hospital,NORTH	74	88	162	27	16	43
	8	Sanicherra PHC	9	12	21	0	0	0
	9	Upthakhali PHC	18	6	24	1	0	1
	10	Panisagar CHC	5	4	9	0	0	0
	11	Brajendranagar PHC	6	4	10	1	0	1
	12	Bungnung PHC	0	0	0	0	0	0
	13	Kanchanpur SDH	12	14	26	2	3	5
	14	Jalebasa PHC	4	4	8	0	0	0
	15	Jampui PHC	0	0	0	0	0	0
	16	Laljuri PHC	4	5	9	0	1	1
	17	Bhandarima PHC	0	0	0	0	0	0
18	Gachirampara PHC	3	2	5	1	0	1	
			169	173	342	34	20	54

06/02/2021

		South district						
South	1	Barpathari PHC	3	2	5	0	0	0
	2	Rajnagar PHC	2	4	6	1	1	2
	3	Niharnagar PHC	9	15	24	4	1	5
	4	Hrishyamukh CHC	0	4	4	2	0	2
	5	Matai PHC	2	3	5	0	0	0
	6	Ratanpur PHC	0	0	0	0	0	0
	7	Nalua PHC	3	1	4	0	0	0
	8	S B M M PHC	1	3	4	0	0	0
	9	Manubankul CHC	11	10	21	1	0	1
	10	Rupaicharri PHC	0	0	0	0	0	0
	11	Manubazar CHC	11	5	16	1	0	1
	12	Kalacharra PHC	33	30	63	0	0	0
	13	Dist. Hospital south	15	25	40	2	1	3
	14	Belonia SDH	23	15	38	3	1	4
	15	Sabroom SDH	11	7	18	0	1	1
	16	Baikhora PHC	3	12	15	0	1	1
	17	Kowaijung PHC	37	27	64	0	0	0
	18	Mhuripur PHC	0	0	0	0	0	0
	19	Jolaibari CHC	18	13	31	0	0	0
	20	Paikhola PHC	2	0	2	0	0	0
	21	Srinagar CHC	9	8	17	1	1	2
	22	Chottakhola PHC	9	10	19	1	0	1
	23	Baisnabpur PHC	1	2	3	0	0	0
	24	Maicherra PHC	8	5	13	0	0	0
	25	Ramraibari PHC	0	0	0	0	0	0
		211	201	412	16	7	23	
STATE TOTAL		1787	1707	3494	573	345	918	

Source:-crsorgi.gov.in

Prepared by

06/02/2021


Branch Officer (Statistics)
Directorate of Family Welfare & PM
Government of Tripura, Agartala

Online Registered Births & Deaths Monthly Report-January,2021- Non-Institution(Block)

District Name -Dhalai							
Sl.No.	Sub-District	Registered Birth			Registered Death		
		Male	Female	Total	Male	Female	Total
1	Salema	15	12	27	26	9	35
2	Manu	28	30	58	20	21	41
3	Ambassa	27	20	47	30	22	52
4	Chawmanu	8	11	19	15	6	21
5	Dumburnagar	31	33	64	8	11	19
6	Durgachowmuni	17	18	35	39	25	64
7	Ganganagar	26	31	57	2	1	3
8	Raiysabari	10	12	22	22	12	34
District Total		162	167	329	162	107	269

District Name -Gomati							
Sl.No.	Sub-District	Registered Birth			Registered Death		
		Male	Female	Total	Male	Female	Total
1	Kakraban	7	2	9	18	5	23
2	Amarpur	10	5	15	26	20	46
3	Ompi	11	5	16	8	14	22
4	Matabari	15	9	24	29	24	53
5	Karbook	14	19	33	13	17	30
6	Tepania	5	1	6	22	21	43
7	Silachari	3	6	9	0	1	1
8	Killa	2	3	5	7	4	11
District Total		67	50	117	123	106	229

District Name -Khowai							
Sl.No.	Sub-District	Registered Birth			Registered Death		
		Male	Female	Total	Male	Female	Total
1	Padmabil	16	15	31	7	6	13
2	Khowai	11	4	15	31	25	56
3	Tulasikhar	9	9	18	8	7	15
4	Kalyanpur	1	4	5	19	11	30
5	Teliamura	9	7	16	25	25	50
6	Mungiakami	22	19	41	22	4	26
District Total		68	58	126	112	78	190

District Name -North							
Sl.No.	Sub-District	Registered Birth			Registered Death		
		Male	Female	Total	Male	Female	Total
1	Kadamtala	24	20	44	33	35	68
2	Panisagar	20	17	37	10	10	20
3	Damcharra	9	11	20	2	1	3
4	Dasda	59	52	111	23	19	42
5	Jampui hill	19	7	26	1	4	5
6	Kalacharra	21	18	39	22	24	46
7	Jubarajnagar	25	17	42	28	28	56
8	Laljuri	27	39	66	25	9	34
District Total		204	181	385	144	130	274

A
06/02/2021

B


District Name -Sepahijala							
Sl.No.	Sub-District	Registered Birth			Registered Death		
		Male	Female	Total	Male	Female	Total
1	Jampuijalla	23	28	51	14	11	25
2	Bishalgarh	26	16	42	46	23	69
3	Boxanagar	18	25	43	14	11	25
4	Kathalia	18	21	39	26	22	48
5	Nalchar	12	6	18	31	23	54
6	Mohanbhog	17	14	31	10	14	24
7	Charilam	5	10	15	29	13	42
District Total		119	120	239	170	117	287


District Name -South							
Sl.No.	Sub-District	Registered Birth			Registered Death		
		Male	Female	Total	Male	Female	Total
1	Rajnagar	1	5	6	17	14	31
2	Hrishyamukh	3	4	7	20	13	33
3	Bagafa	19	15	34	38	21	59
4	Rupaichari	58	46	104	10	8	18
5	Satchand	15	14	29	17	15	32
6	Jolai Bari	10	24	34	25	31	56
7	Bharat Chandra Nagar	0	0	0	4	1	5
8	Poangbari	3	6	9	5	6	11
District Total		109	114	223	136	109	245

District Name -Unakoti							
Sl.No.	Sub-District	Registered Birth			Registered Death		
		Male	Female	Total	Male	Female	Total
1	Gournagar	67	82	149	28	25	53
2	Pecharthal	35	38	73	16	9	25
3	Kumarghat	28	27	55	54	38	92
4	Chandipur	12	18	30	17	16	33
District Total		142	165	307	115	88	203

District Name -West							
Sl.No.	Sub-District	Registered Birth			Registered Death		
		Male	Female	Total	Male	Female	Total
1	Mohanpur	4	6	10	18	15	33
2	Hezamara	18	14	32	13	5	18
3	Mandai	12	7	19	19	13	32
4	Jirania	0	3	3	27	10	37
5	Dukli	2	3	5	38	22	60
6	Lefunga	10	7	17	6	7	13
7	Belbari	16	11	27	15	13	28
8	Old Agartala	1	3	4	29	27	56
9	Bamutia	1	2	3	27	12	39
District Total		64	56	120	192	124	316
Grand Total Block		935	911	1846	1154	859	2013

Source:-crsorgi.gov.in

Prepared by

 06/02/2021


 Branch Officer (Statistics)
 Directorate of Family Welfare & PM
 Government of Tripura, Agartala

Online Registered Births & Deaths Monthly Report for January, 2021- Non-Institution(Urban)

Dhalai District							
Sl.No		Registered Births			Registered Deaths		
		Male	Female	Total	Male	Female	Total
1	Kamalpur Nagar panchayet	0	3	3	4	2	6
2	Ambassa Municipal Council	1	0	1	3	8	11
	District Total	1	3	4	7	10	17
Gomati District							
Sl.No		Registered Births			Registered Death		
		Male	Female	Total	Male	Female	Total
1	Udaipur Municipal Council	1	1	2	7	10	17
2	Amarpur Nagar Panchayet	1	1	2	2	3	5
	District Total	2	2	4	9	13	22
Khowai District							
Sl.No		Registered Births			Registered Death		
		Male	Female	Total	Male	Female	Total
1	Khowai Municipal Council	1	0	1	5	3	8
2	Teliamura Municipal Council	2	1	3	6	3	9
	District Total	3	1	4	11	6	17
North Tripura							
Sl.No		Registered Births			Registered Death		
		Male	Female	Total	Male	Female	Total
1	Panisagar Nagar Panchayet	3	4	7	2	1	3
2	Dharmanagar Municipal Council	6	6	12	14	10	24
	District Total	9	10	19	16	11	27
Sepahijala District							
Sl.No		Registered Births			Registered Death		
		Male	Female	Total	Male	Female	Total
1	Bishalgarh Municipal Council	4	1	5	6	4	10
2	Melaghar Municipal Council	2	9	11	5	5	10
3	Sonamura Nagar Panchayet	0	2	2	5	3	8
	District Total	6	12	18	16	12	28
South Tripura							
Sl.No		Registered Births			Registered Death		
		Male	Female	Total	Male	Female	Total
1	Santirbazar Municipal Council	0	1	1	2	5	7
2	Belonia Municipal Council	0	0	0	14	6	20
3	Sabroom Nagar Panchayet	1	0	1	0	1	1
	District Total	1	1	2	16	12	28
Unakoti District							
Sl.No		Registered Births			Registered Death		
		Male	Female	Total	Male	Female	Total
1	Kailasahar Municipal Council	19	21	40	9	14	23
2	Kumarghat Municipal Council	0	1	1	4	3	7
	District Total	19	22	41	13	17	30
West Tripura							
Sl.No		Registered Births			Registered Death		
		Male	Female	Total	Male	Female	Total
1	Ranirbazar Municipal Council	0	0	0	6	6	12
2	Agartala Municipal Corporation	256	260	516	168	125	293
3	Mohanpur Municipal Council	0	0	0	7	5	12
4	Jirania Nagar Panchayet	1	1	2	3	3	6
	District Total	257	261	518	184	139	323
	Grand Total Urban	298	312	610	272	220	492

Source:-crsorgi.gov.in

Prepared by

A
06/02/2021

Branch Officer (Statistics)
Directorate of Family Welfare & PM
Government of Tripura, Agartala