

Summary Reports of Online Registered Births & Deaths -January,2022							
Type of Registration Unit	Total No of RU	Registered Births			Registered Deaths		
		Male	Female	Total	Male	Female	Total
Health Institutiion	161	2368	2332	4700	535	283	818
Gram Panchayat (595) & Village Council(586)	1181	1123	969	2092	1096	810	1906
Urban(AMC/MC/ NP)	20	306	248	554	333	242	575
<b>State Total</b>	<b>1362</b>	<b>3797</b>	<b>3549</b>	<b>7346</b>	<b>1964</b>	<b>1335</b>	<b>3299</b>

Source:-crsorgi.gov.in

Prepared by

*[Signature]*  
15/02/2022

*[Signature]*

Branch Officer ( Statistics)  
Directorate of Family Welfare & PM  
Government of Tripura,Agartala



**Online Registered Births & Deaths January 2022(Institution)**

District	Sl.No	Hospital Name	Registered Birth			Registered Death		
			Male	Female	Total	Male	Female	Total
Dhalai	Dhalai district							
	1	Chawmanu CHC	113	96	209	13	8	21
	2	Manikpur PHC	5	6	11	0	0	0
	3	Dhuamachara PHC	7	7	14	0	0	0
	4	Ganganagar PHC	5	6	11	0	0	0
	5	Salema PHC	0	0	0	0	0	0
	6	Nakashipara PHC	1	3	4	0	0	0
	7	Chailengta SDH, LTV	12	8	20	1	0	1
	8	Manu CHC	12	18	30	1	0	1
	9	82-Miles PHC	10	17	27	0	0	0
	10	Nepatila PHC	4	8	12	1	1	2
	11	Kulai Dist. Hospital	94	101	195	12	15	27
	12	Gandacherra SDH	28	21	49	1	0	1
	13	BSM SDH, kamalpur	44	32	76	4	5	9
	14	Maracharra PHC	2	3	5	0	0	0
	15	Raisyabari PHC	27	24	51	0	0	0
	16	Ambassa PHC	3	7	10	0	1	1
	17	Lalcharra PHC	0	0	0	0	0	0
		<b>367</b>	<b>357</b>	<b>724</b>	<b>33</b>	<b>30</b>	<b>63</b>	
Unakoti	Unakoti District							
	1	Rgm Hospital	0	0	0	0	0	0
	2	Unakoti Dist. Hospital	267	271	538	12	7	19
	3	Kumarghat CHC	0	0	0	0	0	0
	4	Fatikroy PHC	17	19	36	2	0	2
	5	Dhanbilash PHC	3	1	4	0	1	1
	6	Pecharthal PHC	0	0	0	0	0	0
	7	Kanchanbari PHC	6	6	12	0	0	0
	8	Machmara PHC	0	0	0	0	0	0
		<b>293</b>	<b>297</b>	<b>590</b>	<b>14</b>	<b>8</b>	<b>22</b>	
Sepahijala	Sepahijala District							
	1	Sonamura CHC	6	12	18	0	0	0
	2	Takarjala CHC	4	2	6	0	0	0
	3	Dhanpur PHC	3	3	6	0	0	0
	4	Motinagar PHC	1	2	3	0	0	0
	5	Kamalagar PHC	4	3	7	0	0	0
	6	Jumerdhepa PHC	1	1	2	0	0	0
	7	Bishramganja PHC	14	21	35	1	0	1
	8	Madhupur PHC	1	4	5	0	0	0
	9	Boxanagar CHC	4	3	7	1	0	1
	10	Kathalia CHC	36	35	71	1	0	1
	11	Taibandal PHC	0	0	0	0	0	0
	12	Bishalgarh SDH	7	7	14	0	1	1
	13	Microspara PHC	0	0	0	0	0	0
	14	Melaghar SDH	32	40	72	4	1	5
	15	Dayarampara PHC	0	0	0	0	0	0
	16	Nidaya PHC	1	0	1	0	0	0
	17	Thelakum PHC	0	0	0	0	0	0
	18	Lalsingmura PHC	0	0	0	0	0	0
	19	Jampuijala PHC	0	0	0	0	0	0
20	Taksapara PHC	3	2	5	0	0	0	
		<b>117</b>	<b>135</b>	<b>252</b>	<b>7</b>	<b>2</b>	<b>9</b>	
Khowai	Khowai District							
	1	Tulashikhar PHC	9	10	19	1	2	3
	2	Behalabari PHC	9	7	16	0	3	3
	3	Kalyanpur CHC	4	2	6	0	0	0
	4	Chebri PHC	0	0	0	0	0	0
	5	Baijalbari PHC	0	0	0	0	0	0
	6	Ratanpur PHC	0	0	0	0	0	0
7	Teliamura SDH	0	3	3	4	1	5	

*15/02/2022*




	8	Mungiakami PHC	0	0	0	0	0	0
	9	Khowai Dist. Hospital	87	94	181	14	8	22
			109	116	225	19	14	33
		West District						
West	1	Chachubazar PHC	10	6	16	0	0	0
	2	Katlamara PHC	2	2	4	0	0	0
	3	Mandai PHC	2	4	6	0	0	0
	4	Borakha PHC	1	5	6	0	0	0
	5	Kherengbar TTAADC Hospital	28	28	56	0	0	0
	6	Anandanagar PHC	4	5	9	1	1	2
	7	AGMC & GBP Hospital	306	300	606	286	135	421
	8	Tripura medical college	28	32	60	24	12	36
	9	IGM Hospital	307	319	626	32	19	51
	10	Narshingarh PHC	0	0	0	0	0	0
	11	Bamutia PHC	1	2	3	0	0	0
	12	Mohanpur CHC	3	6	9	0	0	0
	13	Jirania CHC	12	5	17	1	0	1
	14	Ranirbazar PHC	0	0	0	0	0	0
	15	Gandhigram PHC	0	0	0	0	0	0
	16	Cancer hospital	0	0	0	23	8	31
	17	State homeopath hospital	0	0	0	0	0	0
	18	State ayurvedic hospital	0	0	0	0	0	0
	19	Kanchanmala PHC	0	0	0	1	0	1
	20	Champaknagar PHC	0	4	4	0	1	1
	21	CAPFS composite hospital BSF	0	0	0	0	0	0
	22	Bidhya Debbarma Memorial PHC,Lefunga	1	0	1	0	0	0
	23	Army hospital Khejurbagan	0	0	0	0	0	0
	24	Hezamara PHC	0	0	0	0	0	0
			705	718	1423	368	176	544
		Gomati district						
Gomati	1	Kakraban PHC	5	3	8	2	0	2
	2	Tulamura PHC	4	0	4	0	0	0
	3	Nutanbazar CHC	15	16	31	0	0	0
	4	Ompi CHC	4	3	7	0	0	0
	5	Maharani PHC	6	5	11	1	0	1
	6	Chellagang PHC	3	4	7	0	0	0
	7	District hospital gomati	145	130	275	23	10	33
	8	Tripura sundari SDH	0	0	0	3	0	3
	9	Silachari PHC	4	5	9	1	0	1
	10	Killa PHC	7	5	12	0	0	0
	11	Atharobhola PHC	2	1	3	0	1	1
	12	Amarpur SDH	25	19	44	1	1	2
	13	Karbook CHC	13	8	21	1	0	1
	14	Gorakhappa PHC	7	5	12	0	0	0
	15	Garjee PHC	7	9	16	0	0	0
	16	Taidu PHC	0	0	0	0	0	0
			247	213	460	32	12	44
		North district						
North	1	Kadamtala PHC	9	7	16	1	1	2
	2	Tilthai PHC	5	10	15	1	0	1
	3	Damcharra PHC	0	0	0	0	0	0
	4	Khedacharra PHC	3	2	5	0	0	0
	5	Anandabazar CHC	11	10	21	0	0	0
	6	Dasda PHC	14	17	31	0	0	0
	7	DIST. Hospital,NORTH	195	188	383	34	24	58
	8	Sanicherra PHC	32	41	73	0	0	0
	9	Upthakhali PHC	2	5	7	0	1	1
	10	Panisagar CHC	1	1	2	0	0	0
	11	Brajendranagar PHC	6	3	9	1	0	1
	12	Bungnung PHC	0	1	1	0	0	0
	13	Kanchanpur SDH	25	13	38	3	6	9
	14	Jalebasa PHC	0	0	0	0	0	0


15/02/2022



	15	Jampui PHC	1	2	3	0	0	0
	16	Laljuri PHC	8	3	11	1	0	1
	17	Bhandarima PHC	0	0	0	0	0	0
	18	Gachirampara PHC	4	3	7	0	0	0
			<b>316</b>	<b>306</b>	<b>622</b>	<b>41</b>	<b>32</b>	<b>73</b>
	South district							
South	1	Barpathari PHC	2	2	4	0	0	0
	2	Rajnagar CHC	3	3	6	1	0	1
	3	Niharnagar PHC	18	10	28	0	1	1
	4	Hrishyamukh CHC	1	1	2	1	0	1
	5	Matai PHC	5	1	6	1	0	1
	6	Ratanpur PHC	0	1	1	0	0	0
	7	Nalua PHC	4	4	8	0	1	1
	8	S B M M PHC	6	0	6	0	0	0
	9	Manubankul CHC	15	9	24	0	1	1
	10	Rupaicharri PHC	3	4	7	0	0	0
	11	Manubazar CHC	8	12	20	2	0	2
	12	Kalacharra PHC	27	20	47	1	4	5
	13	Dist. hospital south	36	39	75	7	1	8
	14	Belonia SDH	27	34	61	4	0	4
	15	Sabroom SDH	4	5	9	2	0	2
	16	Baikhora PHC	16	11	27	0	1	1
	17	Kowaijung PHC	5	3	8	0	0	0
	18	Muhuripur PHC	0	1	1	0	0	0
	19	Jolaihari CHC	13	12	25	0	0	0
	20	Paikhola PHC	0	0	0	0	0	0
	21	Srinagar CHC	11	8	19	1	0	1
	22	Chottakhola PHC	3	5	8	1	0	1
	23	Baisnabpur PHC	0	0	0	0	0	0
	24	Maicherra PHC	3	2	5	0	0	0
	25	Ramraibari PHC	4	3	7	0	0	0
	26	Twikormo Hospital	0	0	0	0	0	0
			<b>214</b>	<b>190</b>	<b>404</b>	<b>21</b>	<b>9</b>	<b>30</b>
	<b>STATE TOTAL</b>		<b>2368</b>	<b>2332</b>	<b>4700</b>	<b>535</b>	<b>283</b>	<b>818</b>

Source:-crsorgi.gov.in

Prepared by  
  
 15/02/2022

  
 Branch Officer (Statistics)  
 Directorate of Family Welfare & PM  
 Government of Tripura, Agartala



**Online Registered Births & Deaths Monthly Report-January,2022- Non-Institution(Block)**

**District Name -Dhalai**

Sl.No.	Sub-District	Registered Birth			Registered Death		
		Male	Female	Total	Male	Female	Total
1	Salema	5	12	17	8	12	20
2	Manu	62	55	117	27	11	38
3	Ambassa	23	14	37	10	12	22
4	Chawmanu	2	0	2	10	1	11
5	Dumburnagar	22	15	37	15	10	25
6	Durgachowmuni	147	199	346	21	12	33
7	Ganganagar	11	4	15	7	3	10
8	Raiysabari	5	11	16	11	6	17
<b>District Total</b>		<b>277</b>	<b>310</b>	<b>587</b>	<b>109</b>	<b>67</b>	<b>176</b>

**District Name -Gomati**

Sl.No.	Sub-District	Registered Birth			Registered Death		
		Male	Female	Total	Male	Female	Total
1	Kakraban	8	6	14	16	24	40
2	Amarpur	16	13	29	24	23	47
3	Ompi	4	2	6	9	7	16
4	Matabari	27	18	45	31	27	58
5	Karbook	8	8	16	10	8	18
6	Tepania	4	2	6	12	9	21
7	Silachari	18	15	33	15	7	22
8	Killa	0	0	0	8	1	9
<b>District Total</b>		<b>85</b>	<b>64</b>	<b>149</b>	<b>125</b>	<b>106</b>	<b>231</b>

**District Name -Khowai**

Sl.No.	Sub-District	Registered Birth			Registered Death		
		Male	Female	Total	Male	Female	Total
1	Padmabil	6	14	20	13	15	28
2	Khowai	2	1	3	16	20	36
3	Tulasikhar	7	1	8	19	6	25
4	Kalyanpur	6	6	12	19	17	36
5	Teliamura	28	27	55	32	24	56
6	Mungiakami	20	13	33	14	8	22
<b>District Total</b>		<b>69</b>	<b>62</b>	<b>131</b>	<b>113</b>	<b>90</b>	<b>203</b>

**District Name -North**


Sl.No.	Sub-District	Registered Birth			Registered Death		
		Male	Female	Total	Male	Female	Total
1	Kadamtala	31	18	49	30	27	57
2	Panisagar	21	19	40	14	12	26
3	Damcharra	2	6	8	5	3	8
4	Dasda	58	46	104	27	14	41
5	Jampui hill	5	1	6	1	1	2
6	Kalacharra	14	21	35	28	16	44
7	Jubarajnagar	31	21	52	37	21	58
8	Laljuri	29	16	45	11	10	21
<b>District Total</b>		<b>191</b>	<b>148</b>	<b>339</b>	<b>153</b>	<b>104</b>	<b>257</b>

*Handwritten signature*  
15/02/2022



District Name -Sepahijala							
Sl.No.	Sub-District	Registered Birth			Registered Death		
		Male	Female	Total	Male	Female	Total
1	Jampuijalla	60	30	90	20	20	40
2	Bishalgarh	16	12	28	23	23	46
3	Boxanagar	23	16	39	20	15	35
4	Kathalia	15	12	27	23	17	40
5	Nalchar	12	18	30	35	27	62
6	Mohanbhog	6	5	11	8	1	9
7	Charilam	21	15	36	26	25	51
District Total		153	108	261	155	128	283
District Name -South							
Sl.No.	Sub-District	Registered Birth			Registered Death		
		Male	Female	Total	Male	Female	Total
1	Rajnagar	7	9	16	21	16	37
2	Hrishyamukh	21	13	34	22	14	36
3	Bakafa	5	3	8	19	17	36
4	Rupaichari	36	22	58	11	4	15
5	Satchand	36	28	64	23	22	45
6	Jolai Bari	20	20	40	35	21	56
7	Bharat Chandra Nagar	6	7	13	17	10	27
8	Poangbari	4	6	10	10	7	17
District Total		135	108	243	158	111	269
District Name -Unakoti							
Sl.No.	Sub-District	Registered Birth			Registered Death		
		Male	Female	Total	Male	Female	Total
1	Gournagar	70	54	124	17	14	31
2	Pecharthal	42	25	67	20	20	40
3	Kumarghat	25	11	36	44	24	68
4	Chandipur	20	23	43	35	23	58
District Total		157	113	270	116	81	197
District Name -West							
Sl.No.	Sub-District	Registered Birth			Registered Death		
		Male	Female	Total	Male	Female	Total
1	Mohanpur	1	1	2	19	17	36
2	Hezamara	18	11	29	9	9	18
3	Mandai	12	18	30	15	16	31
4	Jirania	2	1	3	18	14	32
5	Dukli	5	8	13	38	23	61
6	Lefunga	7	7	14	5	5	10
7	Belbari	6	5	11	16	8	24
8	Old Agartala	4	2	6	19	17	36
9	Bamutia	1	3	4	28	14	42
District Total		56	56	112	167	123	290
Grand Total Block		1123	969	2092	1096	810	1906

Source:-crsorgi.gov.in


Prepared by  
  
 15/02/2022

Branch Officer ( Statistics)  
 Directorate of Family Welfare & PM  
 Government of Tripura, Agartala



Online Registered Births & Deaths Monthly Report for January,2022- Non-Institution(Urban)							
Dhalai District		Registered Births			Registered Deaths		
Sl.No		Male	Female	Total	Male	Female	Total
1	Kamalpur Nagar panchayet	3	1	4	4	3	7
2	Ambassa Municipal Council	2	1	3	7	7	14
	District Total	5	2	7	11	10	21
Gomati District		Registered Births			Registered Death		
Sl.No		Male	Female	Total	Male	Female	Total
1	Udaipur Municipal Council	0	0	0	11	5	16
2	Amarpur Nagar Panchayet	0	0	0	5	1	6
	District Total	0	0	0	16	6	22
Khowai District		Registered Births			Registered Death		
Sl.No		Male	Female	Total	Male	Female	Total
1	Khowai Municipal Council	2	0	2	9	6	15
2	Teliamura Municipal Council	5	2	7	6	5	11
	District Total	7	2	9	15	11	26
North Tripura		Registered Births			Registered Death		
Sl.No		Male	Female	Total	Male	Female	Total
1	Panisagar Nagar Panchayet	7	1	8	6	2	8
2	Dharmanagar Municipal Council	20	21	41	23	18	41
	District Total	27	22	49	29	20	49
Sepahijala District		Registered Births			Registered Death		
Sl.No		Male	Female	Total	Male	Female	Total
1	Bishalgarh Municipal Council	0	0	0	7	6	13
2	Melaghar Municipal Council	2	2	4	5	8	13
3	Sonamura Nagar Panchayet	1	3	4	3	3	6
	District Total	3	5	8	15	17	32
South Tripura		Registered Births			Registered Death		
Sl.No		Male	Female	Total	Male	Female	Total
1	Santirbazar Municipal Council	4	0	4	6	6	12
2	Belonia Municipal Council	2	0	2	8	11	19
3	Sabroom Nagar Panchayet	1	1	2	1	1	2
	District Total	7	1	8	15	18	33
Unakoti District		Registered Births			Registered Death		
Sl.No		Male	Female	Total	Male	Female	Total
1	Kailasahar Municipal Council	4	2	6	5	8	13
2	Kumarghat Municipal Council	1	1	2	6	5	11
	District Total	5	3	8	11	13	24
West Tripura		Registered Births			Registered Death		
Sl.No		Male	Female	Total	Male	Female	Total
1	Ranirbazar Municipal Council	4	2	6	5	6	11
2	Agartala Municipal Corporation	247	210	457	199	134	333
3	Mohanpur Municipal Council	0	1	1	8	5	13
4	Jirania Nagar Panchayet	1	0	1	9	2	11
	District Total	252	213	465	221	147	368
	Grand Total Urban	306	248	554	333	242	575

Source:-crsorgi.gov.in

Prepared by  
  
 15/02/2022

Branch Office (Statistics)  
 Directorate of Family Welfare & PM  
 Government of Tripura, Agartala