



| Summary Reports of Online Registered Births & Deaths -July,2021 | | | | | | | |
|---|----------------|-------------------|-------------|-------------|-------------------|------------|-------------|
| Type of Registration Unit | Total No of RU | Registered Births | | | Registered Deaths | | |
| | | Male | Female | Total | Male | Female | Total |
| Health Institutiion | 159 | 1467 | 1384 | 2852 | 346 | 215 | 561 |
| Gram Panchayat (591) & Village Council(586) | 1177 | 608 | 498 | 1106 | 852 | 537 | 1389 |
| Urban(AMC/MC/ NP) | 20 | 201 | 229 | 430 | 213 | 151 | 364 |
| State Total | 1356 | 2276 | 2111 | 4388 | 1411 | 903 | 2314 |

Note: Total is inclusive of transgender, Birth- Dhalai District -1

Source:-crsorgi.gov.in

Prepared by

 15/09/2021


 Branch Officer (Statistics)
 Directorate of Family Welfare & PM
 Government of Tripura,Agartala

| Online Registered Births & Deaths July-2021(Institution) | | | | | | | | |
|--|---------------------|------------------------|------------------|------------|------------|------------------|-----------|-----------|
| District | Sl.No | Hospital Name | Registered Birth | | | Registered Death | | |
| | | | Male | Female | Total | Male | Female | Total |
| Dhalai | Dhalai district | | | | | | | |
| | 1 | Chawmanu CHC | 101 | 68 | 169 | 5 | 4 | 9 |
| | 2 | Manikpur PHC | 9 | 7 | 16 | 0 | 1 | 1 |
| | 3 | Dhuamachara PHC | 16 | 9 | 25 | 0 | 0 | 0 |
| | 4 | Ganganagar PHC | 19 | 11 | 30 | 0 | 0 | 0 |
| | 5 | Salema PHC | 3 | 0 | 3 | 0 | 0 | 0 |
| | 6 | Nakashipara PHC | 0 | 1 | 1 | 0 | 0 | 0 |
| | 7 | Chailengta SDH, LTV | 13 | 10 | 23 | 2 | 1 | 3 |
| | 8 | Manu CHC | 18 | 12 | 30 | 2 | 1 | 3 |
| | 9 | 82-Miles PHC | 12 | 21 | 33 | 2 | 0 | 2 |
| | 10 | Nepatila PHC | 4 | 2 | 6 | 2 | 0 | 2 |
| | 11 | Kulai Dist. Hospital | 27 | 34 | 62 | 11 | 5 | 16 |
| | 12 | Gandacherra SDH | 0 | 0 | 0 | 0 | 0 | 0 |
| | 13 | BSM SDH, kamalpur | 18 | 9 | 27 | 8 | 3 | 11 |
| | 14 | Maracharra PHC | 0 | 0 | 0 | 0 | 0 | 0 |
| | 15 | Raisyabari PHC | 2 | 2 | 4 | 0 | 0 | 0 |
| | 16 | Ambassa PHC | 0 | 0 | 0 | 0 | 0 | 0 |
| | 17 | Lalcharra PHC | 0 | 0 | 0 | 0 | 0 | 0 |
| | | | 242 | 186 | 429 | 32 | 15 | 47 |
| Unakoti | Unakoti District | | | | | | | |
| | 1 | Rgm Hospital | 0 | 1 | 1 | 1 | 1 | 2 |
| | 2 | Unakoti Dist. Hospital | 101 | 107 | 208 | 11 | 9 | 20 |
| | 3 | Kumarghat CHC | 0 | 0 | 0 | 0 | 0 | 0 |
| | 4 | Fatikroy PHC | 18 | 21 | 39 | 0 | 0 | 0 |
| | 5 | Dhanbilash PHC | 0 | 3 | 3 | 0 | 0 | 0 |
| | 6 | Pecharthal PHC | 5 | 5 | 10 | 0 | 0 | 0 |
| | 7 | Kanchanbari PHC | 1 | 3 | 4 | 2 | 0 | 2 |
| | 8 | Machmara PHC | 0 | 0 | 0 | 0 | 0 | 0 |
| | | | 125 | 140 | 265 | 14 | 10 | 24 |
| Sepahijala | Sepahijala District | | | | | | | |
| | 1 | Sonamura CHC | 2 | 1 | 3 | 0 | 0 | 0 |
| | 2 | Takarjala CHC | 4 | 2 | 6 | 0 | 0 | 0 |
| | 3 | Dhanpur PHC | 0 | 0 | 0 | 0 | 0 | 0 |
| | 4 | Motinagar PHC | 1 | 3 | 4 | 0 | 0 | 0 |
| | 5 | Kamalagar PHC | 0 | 0 | 0 | 0 | 0 | 0 |
| | 6 | Jumerdhepa PHC | 0 | 1 | 1 | 0 | 0 | 0 |
| | 7 | Bishramganja PHC | 7 | 12 | 19 | 0 | 0 | 0 |
| | 8 | Madhupur PHC | 2 | 0 | 2 | 0 | 0 | 0 |
| | 9 | Boxanagar CHC | 0 | 1 | 1 | 1 | 0 | 1 |
| | 10 | Kathalia CHC | 5 | 8 | 13 | 0 | 1 | 1 |
| | 11 | Taibandal PHC | 0 | 0 | 0 | 0 | 0 | 0 |
| | 12 | Bishalgarh SDH | 14 | 11 | 25 | 0 | 0 | 0 |
| | 13 | Microspara PHC | 4 | 4 | 8 | 0 | 1 | 1 |
| | 14 | Melaghar SDH | 35 | 40 | 75 | 6 | 4 | 10 |
| | 15 | Dayarampara PHC | 0 | 0 | 0 | 0 | 0 | 0 |
| | 16 | Nidaya PHC | 5 | 0 | 5 | 0 | 0 | 0 |
| | 17 | Thelakum PHC | 0 | 0 | 0 | 0 | 0 | 0 |
| | 18 | Lalsingmura PHC | 0 | 0 | 0 | 0 | 0 | 0 |
| | 19 | Jampuijala PHC | 0 | 0 | 0 | 0 | 0 | 0 |
| 20 | Taksapara PHC | 0 | 0 | 0 | 0 | 0 | 0 | |
| | | | 79 | 83 | 162 | 7 | 6 | 13 |
| Khowai | Khowai District | | | | | | | |
| | 1 | Tulashikhar PHC | 5 | 4 | 9 | 1 | 0 | 1 |
| | 2 | Behalabari PHC | 0 | 0 | 0 | 0 | 0 | 0 |
| | 3 | Kalyanpur CHC | 1 | 0 | 1 | 1 | 1 | 2 |
| | 4 | Chebri PHC | 0 | 0 | 0 | 0 | 0 | 0 |
| | 5 | Baijalbari PHC | 0 | 0 | 0 | 0 | 0 | 0 |
| | 6 | Ratanpur PHC | 4 | 5 | 9 | 0 | 0 | 0 |
| 7 | Teliamura SDH | 44 | 45 | 89 | 1 | 0 | 1 | |

15/09/2021


| | | | | | | | | |
|--------|----|--------------------------------------|-----|-----|-----|-----|-----|-----|
| | 8 | Mungiakami PHC | 1 | 2 | 3 | 0 | 0 | 0 |
| | 9 | Khowai Dist. Hospital | 116 | 127 | 243 | 6 | 12 | 18 |
| | | | 171 | 183 | 354 | 9 | 13 | 22 |
| | | West District | | | | | | |
| West | 1 | Chachubazar PHC | 4 | 6 | 10 | 0 | 0 | 0 |
| | 2 | Katlamara PHC | 2 | 0 | 2 | 0 | 0 | 0 |
| | 3 | Mandai PHC | 0 | 0 | 0 | 0 | 0 | 0 |
| | 4 | Borakha PHC | 0 | 0 | 0 | 0 | 0 | 0 |
| | 5 | Kherengbar TTAADC Hospital | 48 | 23 | 71 | 0 | 0 | 0 |
| | 6 | Anandanagar PHC | 2 | 9 | 11 | 0 | 1 | 1 |
| | 7 | AGMC & GBP Hospital | 128 | 135 | 263 | 162 | 80 | 242 |
| | 8 | Tripura medical college | 7 | 9 | 16 | 9 | 5 | 14 |
| | 9 | IGM Hospital | 195 | 167 | 362 | 28 | 20 | 48 |
| | 10 | Narshingarh PHC | 0 | 0 | 0 | 0 | 0 | 0 |
| | 11 | Bamutia PHC | 0 | 0 | 0 | 0 | 0 | 0 |
| | 12 | Mohanpur CHC | 5 | 4 | 9 | 1 | 1 | 2 |
| | 13 | Jirania CHC | 2 | 1 | 3 | 2 | 1 | 3 |
| | 14 | Ranirbazar PHC | 0 | 0 | 0 | 0 | 0 | 0 |
| | 15 | Gandhigram PHC | 0 | 0 | 0 | 0 | 0 | 0 |
| | 16 | Cancer hospital | 0 | 0 | 0 | 14 | 10 | 24 |
| | 17 | State homeopath hospital | 0 | 0 | 0 | 0 | 0 | 0 |
| | 18 | State ayurvedic hospital | 0 | 0 | 0 | 0 | 0 | 0 |
| | 19 | Kanchanmala PHC | 0 | 0 | 0 | 0 | 0 | 0 |
| | 20 | Champaknagar PHC | 1 | 1 | 2 | 0 | 1 | 1 |
| | 21 | CAPFS composite hospital BSF | 1 | 0 | 1 | 0 | 0 | 0 |
| | 22 | Bidhya Debbarma Memorial PHC,Lefunga | 2 | 0 | 2 | 0 | 0 | 0 |
| | 23 | Army hospital Khejurbagan | 0 | 1 | 1 | 0 | 0 | 0 |
| | | | 397 | 356 | 753 | 216 | 119 | 335 |
| | | Gomati district | | | | | | |
| Gomati | 1 | Kakraban PHC | 0 | 0 | 0 | 0 | 0 | 0 |
| | 2 | Tulamura PHC | 0 | 0 | 0 | 0 | 0 | 0 |
| | 3 | Nutanbazar CHC | 4 | 5 | 9 | 0 | 0 | 0 |
| | 4 | Ompi CHC | 0 | 0 | 0 | 2 | 1 | 3 |
| | 5 | Maharani PHC | 1 | 1 | 2 | 0 | 0 | 0 |
| | 6 | Chellagang PHC | 2 | 2 | 4 | 0 | 0 | 0 |
| | 7 | District hospital gomati | 95 | 101 | 196 | 12 | 11 | 23 |
| | 8 | Tripura sundari SDH | 0 | 2 | 2 | 0 | 0 | 0 |
| | 9 | Silachari PHC | 0 | 4 | 4 | 1 | 0 | 1 |
| | 10 | Killa PHC | 0 | 2 | 2 | 0 | 0 | 0 |
| | 11 | Atharobhola PHC | 0 | 2 | 2 | 0 | 0 | 0 |
| | 12 | Amarpur SDH | 10 | 3 | 13 | 1 | 1 | 2 |
| | 13 | Karbook CHC | 12 | 10 | 22 | 0 | 0 | 0 |
| | 14 | Gorakhappa PHC | 0 | 0 | 0 | 0 | 0 | 0 |
| | 15 | Garjee PHC | 5 | 2 | 7 | 0 | 0 | 0 |
| | | | 129 | 134 | 263 | 16 | 13 | 29 |
| | | North district | | | | | | |
| North | 1 | Kadamtala PHC | 17 | 11 | 28 | 0 | 1 | 1 |
| | 2 | Tilthai PHC | 1 | 1 | 2 | 0 | 0 | 0 |
| | 3 | Damcharra PHC | 2 | 9 | 11 | 0 | 0 | 0 |
| | 4 | Khedacharra PHC | 1 | 0 | 1 | 0 | 0 | 0 |
| | 5 | Anandabazar CHC | 9 | 8 | 17 | 1 | 0 | 1 |
| | 6 | Dasda PHC | 11 | 5 | 16 | 1 | 0 | 1 |
| | 7 | DIST. Hospital,NORTH | 59 | 61 | 120 | 28 | 25 | 53 |
| | 8 | Sanicherra PHC | 1 | 1 | 2 | 0 | 0 | 0 |
| | 9 | Upthakhali PHC | 10 | 7 | 17 | 1 | 0 | 1 |
| | 10 | Panisagar CHC | 3 | 4 | 7 | 0 | 0 | 0 |
| | 11 | Brajendranagar PHC | 3 | 4 | 7 | 0 | 0 | 0 |
| | 12 | Bungnung PHC | 1 | 0 | 1 | 0 | 0 | 0 |
| | 13 | Kanchanpur SDH | 11 | 10 | 21 | 1 | 4 | 5 |
| | 14 | Jalebasa PHC | 5 | 11 | 16 | 0 | 0 | 0 |
| | 15 | Jampui PHC | 0 | 1 | 1 | 0 | 0 | 0 |
| | 16 | Laljuri PHC | 3 | 3 | 6 | 0 | 0 | 0 |


A
15/09/2021

| | | | | | | | | |
|--|----|----------------------|------|------|------|-----|-----|-----|
| | 17 | Bhandarima PHC | 0 | 0 | 0 | 0 | 0 | 0 |
| | 18 | Gachirampara PHC | 2 | 4 | 6 | 2 | 0 | 2 |
| | | | 139 | 140 | 279 | 34 | 30 | 64 |
| | | South district | | | | | | |
| | 1 | Barpathari PHC | 4 | 2 | 6 | 0 | 0 | 0 |
| | 2 | Rajnagar CHC | 2 | 7 | 9 | 3 | 1 | 4 |
| | 3 | Niharnagar PHC | 47 | 38 | 85 | 1 | 0 | 1 |
| | 4 | Hrishyamukh CHC | 1 | 2 | 3 | 0 | 0 | 0 |
| | 5 | Matai PHC | 0 | 0 | 0 | 0 | 0 | 0 |
| | 6 | Ratanpur PHC | 0 | 0 | 0 | 0 | 0 | 0 |
| | 7 | Nalua PHC | 3 | 0 | 3 | 0 | 0 | 0 |
| | 8 | S B M M PHC | 0 | 0 | 0 | 0 | 0 | 0 |
| | 9 | Manubankul CHC | 7 | 7 | 14 | 1 | 0 | 1 |
| | 10 | Rupaicharri PHC | 0 | 0 | 0 | 0 | 0 | 0 |
| | 11 | Manubazar CHC | 6 | 7 | 13 | 0 | 1 | 1 |
| | 12 | Kalacharra PHC | 25 | 16 | 41 | 2 | 2 | 4 |
| | 13 | Dist. hospital south | 23 | 18 | 41 | 3 | 2 | 5 |
| | 14 | Belonia SDH | 29 | 22 | 51 | 6 | 1 | 7 |
| | 15 | Sabroom SDH | 4 | 10 | 14 | 0 | 0 | 0 |
| | 16 | Baikhora PHC | 6 | 13 | 19 | 0 | 0 | 0 |
| | 17 | Kowaifung PHC | 3 | 2 | 5 | 0 | 0 | 0 |
| | 18 | Muhuripur PHC | 1 | 0 | 1 | 0 | 0 | 0 |
| | 19 | Jolaibari CHC | 2 | 1 | 3 | 0 | 0 | 0 |
| | 20 | Paikhola PHC | 7 | 3 | 10 | 0 | 0 | 0 |
| | 21 | Srinagar CHC | 9 | 11 | 20 | 1 | 2 | 3 |
| | 22 | Chottakhola PHC | 5 | 2 | 7 | 1 | 0 | 1 |
| | 23 | Baisnabpur PHC | 0 | 0 | 0 | 0 | 0 | 0 |
| | 24 | Maicherra PHC | 0 | 1 | 1 | 0 | 0 | 0 |
| | 25 | Ramraibari PHC | 1 | 0 | 1 | 0 | 0 | 0 |
| | 26 | Twikormo Hospital | 0 | 0 | 0 | 0 | 0 | 0 |
| | | | 185 | 162 | 347 | 18 | 9 | 27 |
| | | STATE TOTAL | 1467 | 1384 | 2852 | 346 | 215 | 561 |

Note: Total is inclusive of transgender, Birth- Dhalai District -1

Source:-csrcrgi.gov.in

Prepared by

 15/09/2021


 Branch Officer (Statistics)
 Directorate of Family Welfare & PM
 Government of Tripura, Agartala

Online Registered Births & Deaths Monthly Report-July,2021- Non-Institution(Block)

District Name -Dhalai

| Sl.No. | Sub-District | Registered Birth | | | Registered Death | | |
|-----------------------|---------------|------------------|-----------|------------|------------------|-----------|------------|
| | | Male | Female | Total | Male | Female | Total |
| 1 | Salema | 12 | 9 | 21 | 25 | 13 | 38 |
| 2 | Manu | 23 | 9 | 32 | 14 | 13 | 27 |
| 3 | Ambassa | 26 | 17 | 43 | 13 | 4 | 17 |
| 4 | Chawmanu | 2 | 1 | 3 | 8 | 2 | 10 |
| 5 | Dumburnagar | 30 | 19 | 49 | 26 | 13 | 39 |
| 6 | Durgachowmuni | 10 | 13 | 23 | 16 | 8 | 24 |
| 7 | Ganganagar | 4 | 11 | 15 | 0 | 0 | 0 |
| 8 | Raiysabari | 3 | 5 | 8 | 9 | 2 | 11 |
| District Total | | 110 | 84 | 194 | 111 | 55 | 166 |

District Name -Gomati

| Sl.No. | Sub-District | Registered Birth | | | Registered Death | | |
|-----------------------|--------------|------------------|-----------|-----------|------------------|-----------|------------|
| | | Male | Female | Total | Male | Female | Total |
| 1 | Kakraban | 4 | 2 | 6 | 19 | 4 | 23 |
| 2 | Amarpur | 6 | 2 | 8 | 18 | 10 | 28 |
| 3 | Ompi | 3 | 1 | 4 | 9 | 3 | 12 |
| 4 | Matabari | 7 | 5 | 12 | 45 | 24 | 69 |
| 5 | Karbook | 15 | 19 | 34 | 12 | 8 | 20 |
| 6 | Tepania | 2 | 1 | 3 | 13 | 7 | 20 |
| 7 | Silachari | 22 | 5 | 27 | 4 | 0 | 4 |
| 8 | Killa | 3 | 2 | 5 | 3 | 2 | 5 |
| District Total | | 62 | 37 | 99 | 123 | 58 | 181 |

District Name -Khowai

| Sl.No. | Sub-District | Registered Birth | | | Registered Death | | |
|-----------------------|--------------|------------------|-----------|------------|------------------|-----------|------------|
| | | Male | Female | Total | Male | Female | Total |
| 1 | Padmabil | 15 | 10 | 25 | 25 | 10 | 35 |
| 2 | Khowai | 3 | 5 | 8 | 25 | 20 | 45 |
| 3 | Tulasikhar | 10 | 9 | 19 | 22 | 12 | 34 |
| 4 | Kalyanpur | 8 | 2 | 10 | 9 | 0 | 9 |
| 5 | Teliamura | 11 | 12 | 23 | 15 | 20 | 35 |
| 6 | Mungiakami | 31 | 19 | 50 | 11 | 4 | 15 |
| District Total | | 78 | 57 | 135 | 107 | 66 | 173 |

District Name -North

| Sl.No. | Sub-District | Registered Birth | | | Registered Death | | |
|-----------------------|--------------|------------------|------------|------------|------------------|-----------|------------|
| | | Male | Female | Total | Male | Female | Total |
| 1 | Kadamtala | 14 | 15 | 29 | 22 | 15 | 37 |
| 2 | Panisagar | 11 | 20 | 31 | 13 | 9 | 22 |
| 3 | Damcharra | 6 | 6 | 12 | 10 | 2 | 12 |
| 4 | Dasda | 21 | 37 | 58 | 24 | 13 | 37 |
| 5 | Jampui hill | 3 | 1 | 4 | 0 | 0 | 0 |
| 6 | Kalacharra | 14 | 15 | 29 | 22 | 15 | 37 |
| 7 | Jubarajnagar | 7 | 10 | 17 | 12 | 20 | 32 |
| 8 | Laljuri | 12 | 9 | 21 | 3 | 2 | 5 |
| District Total | | 88 | 113 | 201 | 106 | 76 | 182 |

15/09/2021

| District Name -Sepahijala | | | | | | | |
|---------------------------|----------------------|------------------|--------|-------|------------------|--------|-------|
| Sl.No. | Sub-District | Registered Birth | | | Registered Death | | |
| | | Male | Female | Total | Male | Female | Total |
| 1 | Jampuijalla | 52 | 33 | 85 | 37 | 23 | 60 |
| 2 | Bishalgarh | 7 | 8 | 15 | 29 | 22 | 51 |
| 3 | Boxanagar | 17 | 21 | 38 | 12 | 9 | 21 |
| 4 | Kathalia | 13 | 8 | 21 | 11 | 7 | 18 |
| 5 | Nalchar | 1 | 3 | 4 | 25 | 8 | 33 |
| 6 | Mohanbhog | 1 | 5 | 6 | 4 | 4 | 8 |
| 7 | Charilam | 5 | 3 | 8 | 10 | 10 | 20 |
| District Total | | 96 | 81 | 177 | 128 | 83 | 211 |
| District Name -South | | | | | | | |
| Sl.No. | Sub-District | Registered Birth | | | Registered Death | | |
| | | Male | Female | Total | Male | Female | Total |
| 1 | Rajnagar | 5 | 10 | 15 | 12 | 2 | 14 |
| 2 | Hrishyamukh | 3 | 1 | 4 | 14 | 15 | 29 |
| 3 | Bakafa | 8 | 10 | 18 | 10 | 11 | 21 |
| 4 | Rupaichari | 25 | 18 | 43 | 10 | 12 | 22 |
| 5 | Satchand | 8 | 4 | 12 | 27 | 17 | 44 |
| 6 | Jolai Bari | 4 | 4 | 8 | 13 | 12 | 25 |
| 7 | Bharat Chandra Nagar | 1 | 0 | 1 | 6 | 4 | 10 |
| 8 | Poangbari | 1 | 2 | 3 | 7 | 2 | 9 |
| District Total | | 55 | 49 | 104 | 99 | 75 | 174 |
| District Name -Unakoti | | | | | | | |
| Sl.No. | Sub-District | Registered Birth | | | Registered Death | | |
| | | Male | Female | Total | Male | Female | Total |
| 1 | Gournagar | 30 | 18 | 48 | 8 | 12 | 20 |
| 2 | Pecharthal | 28 | 19 | 47 | 14 | 6 | 20 |
| 3 | Kumarghat | 25 | 12 | 37 | 26 | 33 | 59 |
| 4 | Chandipur | 10 | 6 | 16 | 8 | 6 | 14 |
| District Total | | 93 | 55 | 148 | 56 | 57 | 113 |
| District Name -West | | | | | | | |
| Sl.No. | Sub-District | Registered Birth | | | Registered Death | | |
| | | Male | Female | Total | Male | Female | Total |
| 1 | Mohanpur | 2 | 4 | 6 | 23 | 10 | 33 |
| 2 | Hezamara | 7 | 7 | 14 | 23 | 5 | 28 |
| 3 | Mandai | 1 | 1 | 2 | 4 | 0 | 4 |
| 4 | Jirania | 4 | 1 | 5 | 9 | 12 | 21 |
| 5 | Dukli | 2 | 1 | 3 | 20 | 8 | 28 |
| 6 | Lefunga | 4 | 6 | 10 | 3 | 5 | 8 |
| 7 | Belbari | 0 | 1 | 1 | 8 | 6 | 14 |
| 8 | Old Agartala | 0 | 1 | 1 | 10 | 11 | 21 |
| 9 | Bamutia | 6 | 0 | 6 | 22 | 10 | 32 |
| District Total | | 26 | 22 | 48 | 122 | 67 | 189 |
| Grand Total Block | | 608 | 498 | 1106 | 852 | 537 | 1389 |

Source:-crsorgi.gov.in


Prepared by
A
15/09/2021


Branch Officer (Statistics)
Directorate of Family Welfare & PM
Government of Tripura, Agartala

Online Registered Births & Deaths Monthly Report for July,2021- Non-Institution(Urban)

| Dhalai District | | Registered Births | | | Registered Deaths | | |
|----------------------------|--------------------------------|--------------------------|------------|------------|--------------------------|------------|------------|
| Sl.No | | Male | Female | Total | Male | Female | Total |
| 1 | Kamalpur Nagar panchayet | 1 | 0 | 1 | 0 | 2 | 2 |
| 2 | Ambassa Municipal Council | 1 | 0 | 1 | 2 | 3 | 5 |
| | District Total | 2 | 0 | 2 | 2 | 5 | 7 |
| Gomati District | | Registered Births | | | Registered Death | | |
| Sl.No | | Male | Female | Total | Male | Female | Total |
| 1 | Udaipur Municipal Council | 1 | 1 | 2 | 12 | 2 | 14 |
| 2 | Amarpur Nagar Panchayet | 0 | 0 | 0 | 0 | 3 | 3 |
| | District Total | 1 | 1 | 2 | 12 | 5 | 17 |
| Khowai District | | Registered Births | | | Registered Death | | |
| Sl.No | | Male | Female | Total | Male | Female | Total |
| 1 | Khowai Municipal Council | 1 | 2 | 3 | 2 | 5 | 7 |
| 2 | Teliamura Municipal Council | 1 | 3 | 4 | 2 | 2 | 4 |
| | District Total | 2 | 5 | 7 | 4 | 7 | 11 |
| North Tripura | | Registered Births | | | Registered Death | | |
| Sl.No | | Male | Female | Total | Male | Female | Total |
| 1 | Panisagar Nagar Panchayet | 6 | 7 | 13 | 2 | 2 | 4 |
| 2 | Dharmanagar Municipal Council | 1 | 6 | 7 | 6 | 6 | 12 |
| | District Total | 7 | 13 | 20 | 8 | 8 | 16 |
| Sepahijala District | | Registered Births | | | Registered Death | | |
| Sl.No | | Male | Female | Total | Male | Female | Total |
| 1 | Bishalgarh Municipal Council | 3 | 2 | 5 | 5 | 9 | 14 |
| 2 | Melaghar Municipal Council | 0 | 3 | 3 | 7 | 1 | 8 |
| 3 | Sonamura Nagar Panchayet | 2 | 0 | 2 | 3 | 3 | 6 |
| | District Total | 5 | 5 | 10 | 15 | 13 | 28 |
| South Tripura | | Registered Births | | | Registered Death | | |
| Sl.No | | Male | Female | Total | Male | Female | Total |
| 1 | Santirbazar Municipal Council | 0 | 0 | 0 | 0 | 0 | 0 |
| 2 | Belonia Municipal Council | 0 | 0 | 0 | 8 | 1 | 9 |
| 3 | Sabroom Nagar Panchayet | 0 | 1 | 1 | 2 | 5 | 7 |
| | District Total | 0 | 1 | 1 | 10 | 6 | 16 |
| Unakoti District | | Registered Births | | | Registered Death | | |
| Sl.No | | Male | Female | Total | Male | Female | Total |
| 1 | Kailasahar Municipal Council | 11 | 12 | 23 | 7 | 2 | 9 |
| 2 | Kumarghat Municipal Council | 0 | 0 | 0 | 3 | 1 | 4 |
| | District Total | 11 | 12 | 23 | 10 | 3 | 13 |
| West Tripura | | Registered Births | | | Registered Death | | |
| Sl.No | | Male | Female | Total | Male | Female | Total |
| 1 | Ranirbazar Municipal Council | 0 | 1 | 1 | 2 | 1 | 3 |
| 2 | Agartala Municipal Corporation | 173 | 191 | 364 | 135 | 95 | 230 |
| 3 | Mohanpur Municipal Council | 0 | 0 | 0 | 10 | 3 | 13 |
| 4 | Jirania Nagar Panchayet | 0 | 0 | 0 | 5 | 5 | 10 |
| | District Total | 173 | 192 | 365 | 152 | 104 | 256 |
| | Grand Total Urban | 201 | 229 | 430 | 213 | 151 | 364 |

Source:-crsorgi.gov.in

Prepared by

 15/09/2021


 Branch Officer (Statistics)
 Directorate of Family Welfare & PM
 Government of Tripura, Agartala