

Summary Reports of Online Registered Births & Deaths -June,2022							
Type of Registration Unit	Total No of RU	Registered Births			Registered Deaths		
		Male	Female	Total	Male	Female	Total
Health Institutiion	161	1851	1793	3644	437	265	702
Gram Panchayat (595) & Village Council(586)	1181	848	833	1681	926	843	1769
Urban(AMC/MC/ NP)	20	204	213	417	190	172	362
<b>State Total</b>	<b>1362</b>	<b>2903</b>	<b>2839</b>	<b>5742</b>	<b>1553</b>	<b>1280</b>	<b>2833</b>

Source:-csrcorgi.gov.in

Prepared by

*A*  
16/07/2022

*[Signature]*

Branch Officer ( Statistics)  
Directorate of Family Welfare & PM  
Government of Tripura,Agartala

Online Registered Births & Deaths June 2022(Institution)								
District	Sl.No	Hospital Name	Registered Birth			Registered Death		
			Male	Female	Total	Male	Female	Total
Dhalai	Dhalai district							
	1	Chawmanu CHC	32	32	64	1	1	2
	2	Manikpur PHC	7	6	13	0	0	0
	3	Dhuamachara PHC	1	3	4	0	1	1
	4	Ganganagar PHC	18	13	31	0	0	0
	5	Salema PHC	2	2	4	0	0	0
	6	Nakashipara PHC	0	1	1	0	0	0
	7	Chailengta SDH, LTV	7	4	11	2	0	2
	8	Manu CHC	17	11	28	0	0	0
	9	82-Miles PHC	10	16	26	1	1	2
	10	Nepatila PHC	6	6	12	0	1	1
	11	Kulai Dist. Hospital	59	53	112	10	3	13
	12	Gandacherra SDH	15	19	34	0	0	0
	13	BSM SDH, kamalpur	25	15	40	1	0	1
	14	Maracharra PHC	3	1	4	1	0	1
	15	Raisyabari PHC	11	8	19	0	0	0
	16	Ambassa PHC	9	19	28	0	0	0
	17	Lalcharra PHC	0	0	0	0	0	0
		<b>222</b>	<b>209</b>	<b>431</b>	<b>16</b>	<b>7</b>	<b>23</b>	
Unakoti	Unakoti District							
	1	Rgm Hospital	0	1	1	0	0	0
	2	Unakoti Dist. Hospital	110	108	218	20	12	32
	3	Kumarghat SDH	2	1	3	0	0	0
	4	Fatikroy PHC	14	10	24	0	0	0
	5	Dhanbilash PHC	0	0	0	0	0	0
	6	Pecharthal PHC	11	9	20	0	0	0
	7	Kanchanbari PHC	0	1	1	0	1	1
	8	Machmara PHC	0	0	0	0	0	0
		<b>137</b>	<b>130</b>	<b>267</b>	<b>20</b>	<b>13</b>	<b>33</b>	
Sepahijala	Sepahijala District							
	1	Sonamura CHC	4	5	9	0	0	0
	2	Takarjala CHC	3	2	5	2	0	2
	3	Dhanpur PHC	1	4	5	0	0	0
	4	Motinagar PHC	0	0	0	0	0	0
	5	Kamalagar PHC	1	1	2	0	0	0
	6	Jumerdhepa PHC	2	1	3	0	0	0
	7	Bishramganja PHC	7	11	18	0	0	0
	8	Madhupur PHC	4	0	4	0	0	0
	9	Boxanagar CHC	6	4	10	0	0	0
	10	Kathalia CHC	11	6	17	0	1	1
	11	Taibandal PHC	0	0	0	1	2	3
	12	Bishalgarh SDH	24	41	65	0	0	0
	13	Microspara PHC	0	0	0	1	0	1
	14	Melaghar SDH	69	77	146	3	1	4
	15	Dayarampara PHC	0	0	0	0	0	0
	16	Nidaya PHC	1	0	1	0	0	0
	17	Thelakum PHC	0	0	0	0	0	0
	18	Lalsingmura PHC	0	0	0	0	0	0
	19	Jampuijala PHC	0	0	0	0	0	0
20	Taksapara PHC	1	0	1	0	0	0	
		<b>134</b>	<b>152</b>	<b>286</b>	<b>7</b>	<b>4</b>	<b>11</b>	
Khowai	Khowai District							
	1	Tulashikhar PHC	0	1	1	0	0	0
	2	Behalabari PHC	2	0	2	0	0	0
	3	Kalyanpur CHC	2	0	2	0	0	0
	4	Chebri PHC	0	0	0	0	0	0
	5	Baijalbari PHC	0	0	0	0	0	0
	6	Ratanpur PHC	0	1	1	0	0	0
7	Teliamura SDH	12	6	18	8	4	12	


16/07/2022


	8	Mungiakami PHC	0	0	0	0	0	0
	9	Khowai Dist. Hospital	115	113	228	17	10	27
			131	121	252	25	14	39
		West District						
West	1	Chachubazar PHC	1	1	2	0	0	0
	2	Katlamara PHC	1	4	5	0	0	0
	3	Mandai PHC	6	6	12	0	0	0
	4	Borakha PHC	3	9	12	0	0	0
	5	Kherengbar TTAADC Hospital	35	35	70	2	0	2
	6	Anandanagar PHC	2	0	2	0	0	0
	7	AGMC & GBP Hospital	265	263	528	254	156	410
	8	Tripura medical college	39	29	68	8	4	12
	9	IGM Hospital	220	218	438	22	14	36
	10	Narshingarh PHC	0	0	0	0	0	0
	11	Bamutia PHC	0	0	0	0	0	0
	12	Mohanpur CHC	2	2	4	0	1	1
	13	Jirania CHC	16	10	26	0	0	0
	14	Ranirbazar PHC	0	0	0	0	0	0
	15	Gandhigram PHC	0	0	0	0	0	0
	16	Cancer hospital	0	0	0	27	20	47
	17	State homeopath hospital	0	0	0	0	0	0
	18	State ayurvedic hospital	0	0	0	0	0	0
	19	Kanchanmala PHC	0	0	0	0	0	0
	20	Champaknagar PHC	1	2	3	0	0	0
	21	CAPFS composite hospital BSF	0	1	1	0	0	0
	22	Bidhya Debbarma Memorial PHC,Lefunga	1	0	1	0	0	0
	23	Army hospital Khejurbagan	0	0	0	0	0	0
	24	Hezamara PHC	5	5	10	0	2	2
			597	585	1182	313	197	510
		Gomati district						
Gomati	1	Kakraban PHC	0	0	0	0	0	0
	2	Tulamura PHC	1	0	1	0	0	0
	3	Nutanbazar CHC	14	13	27	0	0	0
	4	Ompi CHC	11	6	17	0	0	0
	5	Maharani PHC	0	0	0	0	0	0
	6	Chellagang PHC	2	2	4	0	0	0
	7	District hospital gomati	104	100	204	9	6	15
	8	Tripura sundari SDH	0	0	0	0	0	0
	9	Silachari PHC	6	8	14	1	1	2
	10	Killa PHC	11	9	20	0	0	0
	11	Atharobhola PHC	1	1	2	0	0	0
	12	Amarpur SDH	19	13	32	0	0	0
	13	Karbook CHC	5	7	12	1	1	2
	14	Gorakhappa PHC	0	1	1	0	0	0
	15	Garjee PHC	5	4	9	0	0	0
	16	Taidu PHC	12	10	22	0	0	0
				191	174	365	11	8
		North district						
North	1	Kadamtala PHC	18	27	45	0	1	1
	2	Tilthai PHC	5	4	9	0	1	1
	3	Damcharra PHC	17	19	36	1	0	1
	4	Khedacharra PHC	3	1	4	0	0	0
	5	Anandabazar CHC	2	1	3	0	0	0
	6	Dasda PHC	24	10	34	0	1	1
	7	DIST. Hospital,NORTH	124	112	236	15	5	20
	8	Sanicherra PHC	24	25	49	1	0	1
	9	Upthakhali PHC	3	6	9	0	0	0
	10	Panisagar SDH	4	4	8	0	0	0
	11	Brajendranagar PHC	26	10	36	0	1	1
	12	Bungnung PHC	0	0	0	0	0	0
	13	Kanchanpur SDH	14	12	26	1	4	5
	14	Jalebasa PHC	14	19	33	0	0	0

16/07/2022

	15	Jampui PHC	1	1	2	0	0	0
	16	Laljuri PHC	6	3	9	1	0	1
	17	Bhandarima PHC	0	0	0	0	0	0
	18	Gachirampara PHC	5	5	10	1	0	1
			<b>290</b>	<b>259</b>	<b>549</b>	<b>20</b>	<b>13</b>	<b>33</b>
		<b>South district</b>						
South	1	Barpathari PHC	4	4	8	0	0	0
	2	Rajnaragar CHC	5	5	10	1	0	1
	3	Niharnagar PHC	6	4	10	0	0	0
	4	Hrishyamukh CHC	1	2	3	1	0	1
	5	Matai PHC	1	1	2	0	0	0
	6	Ratanpur PHC	6	8	14	0	0	0
	7	Nalua PHC	0	4	4	2	0	2
	8	S B M M PHC	1	3	4	0	0	0
	9	Manubankul CHC	9	9	18	1	0	1
	10	Rupaicharri PHC	0	0	0	0	0	0
	11	Manubazar CHC	3	4	7	1	0	1
	12	Kalacharra PHC	16	19	35	3	2	5
	13	Dist. hospital south	21	24	45	7	4	11
	14	Belonia SDH	34	35	69	4	2	6
	15	Sabroom SDH	4	9	13	2	0	2
	16	Baikhora PHC	9	10	19	1	0	1
	17	Kowaifung PHC	1	2	3	1	1	2
	18	Muhuripur PHC	2	0	2	0	0	0
	19	Jolaibari CHC	14	8	22	0	0	0
	20	Paikhola PHC	0	0	0	0	0	0
	21	Srinagar CHC	5	7	12	1	0	1
	22	Chottakhola PHC	2	3	5	0	0	0
	23	Baisnabpur PHC	3	1	4	0	0	0
	24	Maicherra PHC	2	1	3	0	0	0
	25	Ramraibari PHC	0	0	0	0	0	0
	26	Twikormo Hospital	0	0	0	0	0	0
			<b>149</b>	<b>163</b>	<b>312</b>	<b>25</b>	<b>9</b>	<b>34</b>
		<b>STATE TOTAL</b>	<b>1851</b>	<b>1793</b>	<b>3644</b>	<b>437</b>	<b>265</b>	<b>702</b>

Source:-crsorgi.gov.in

Prepared by  
  
 16/07/2022

  
 Branch Officer ( Statistics )  
 Directorate of Family Welfare & PM  
 Government of Tripura, Agartala

**Online Registered Births & Deaths Monthly Report-June,2022- Non-Institution(Block)**

**District Name -Dhalai**

Sl.No.	Sub-District	Registered Birth			Registered Death		
		Male	Female	Total	Male	Female	Total
1	Salema	3	7	10	6	7	13
2	Manu	27	31	58	36	22	58
3	Ambassa	27	34	61	17	23	40
4	Chawmanu	0	3	3	6	1	7
5	Dumburnagar	8	2	10	5	7	12
6	Durgachowmuni	8	13	21	24	20	44
7	Ganganagar	2	0	2	5	2	7
8	Raiysabari	17	7	24	2	2	4
<b>District Total</b>		<b>92</b>	<b>97</b>	<b>189</b>	<b>101</b>	<b>84</b>	<b>185</b>

**District Name -Gomati**

Sl.No.	Sub-District	Registered Birth			Registered Death		
		Male	Female	Total	Male	Female	Total
1	Kakraban	4	8	12	18	18	36
2	Amarpur	1	2	3	15	20	35
3	Ompi	5	2	7	12	8	20
4	Matabari	28	27	55	30	24	54
5	Karbook	10	10	20	14	11	25
6	Tepania	4	5	9	26	13	39
7	Silachari	0	1	1	1	2	3
8	Killa	11	12	23	11	12	23
<b>District Total</b>		<b>63</b>	<b>67</b>	<b>130</b>	<b>127</b>	<b>108</b>	<b>235</b>

**District Name -Khowai**

Sl.No.	Sub-District	Registered Birth			Registered Death		
		Male	Female	Total	Male	Female	Total
1	Padmabil	19	15	34	19	14	33
2	Khowai	4	5	9	24	11	35
3	Tulasikhar	10	10	20	8	9	17
4	Kalyanpur	3	1	4	11	13	24
5	Teliamura	29	22	51	19	14	33
6	Mungiakami	50	27	77	8	8	16
<b>District Total</b>		<b>115</b>	<b>80</b>	<b>195</b>	<b>89</b>	<b>69</b>	<b>158</b>


**District Name -North**

Sl.No.	Sub-District	Registered Birth			Registered Death		
		Male	Female	Total	Male	Female	Total
1	Kadamtala	22	24	46	21	31	52
2	Panisagar	6	6	12	8	4	12
3	Damcharra	10	9	19	11	7	18
4	Dasda	39	46	85	23	19	42
5	Jampui hill	5	6	11	2	3	5
6	Kalacharra	16	17	33	12	19	31
7	Jubarajnagar	9	12	21	22	16	38
8	Laljuri	17	19	36	25	15	40
<b>District Total</b>		<b>124</b>	<b>139</b>	<b>263</b>	<b>124</b>	<b>114</b>	<b>238</b>

*A*  
16/07/2022

District Name -Sepahijala							
Sl.No.	Sub-District	Registered Birth			Registered Death		
		Male	Female	Total	Male	Female	Total
1	Jampuijalla	54	58	112	15	11	26
2	Bishalgarh	24	13	37	33	24	57
3	Boxanagar	21	24	45	24	31	55
4	Kathalia	1	1	2	2	2	4
5	Nalchar	18	13	31	14	22	36
6	Mohanbhog	9	10	19	6	4	10
7	Charilam	13	16	29	25	16	41
District Total		140	135	275	119	110	229
District Name -South							
Sl.No.	Sub-District	Registered Birth			Registered Death		
		Male	Female	Total	Male	Female	Total
1	Rajnagar	6	5	11	14	12	26
2	Hrishyamukh	10	10	20	16	15	31
3	Bakafa	35	31	66	29	36	65
4	Rupaichari	16	21	37	10	8	18
5	Satchand	52	45	97	19	33	52
6	Jolai Bari	20	28	48	32	34	66
7	Bharat Chandra Nagar	6	3	9	10	6	16
8	Poangbari	2	5	7	8	8	16
District Total		147	148	295	138	152	290
District Name -Unakoti							
Sl.No.	Sub-District	Registered Birth			Registered Death		
		Male	Female	Total	Male	Female	Total
1	Gournagar	45	46	91	21	23	44
2	Pecharthal	16	23	39	11	11	22
3	Kumarghat	34	31	65	47	34	81
4	Chandipur	21	15	36	15	13	28
District Total		116	115	231	94	81	175
District Name -West							
Sl.No.	Sub-District	Registered Birth			Registered Death		
		Male	Female	Total	Male	Female	Total
1	Mohanpur	7	8	15	21	13	34
2	Hezamara	8	5	13	16	18	34
3	Mandai	9	15	24	14	15	29
4	Jirania	5	1	6	11	15	26
5	Dukli	6	1	7	18	18	36
6	Lefunga	9	11	20	12	8	20
7	Belbari	3	8	11	14	15	29
8	Old Agartala	3	2	5	12	10	22
9	Bamutia	1	1	2	16	13	29
District Total		51	52	103	134	125	259
Grand Total Block		848	833	1681	926	843	1769


Source:-crsorgi.gov.in

Prepared by  
  
 16/07/2022

Branch Officer ( Statistics)  
 Directorate of Family Welfare & PM  
 Government of Tripura, Agartala

Online Registered Births & Deaths Monthly Report for June,2022- Non-Institution(Urban)							
Dhalai District		Registered Births			Registered Deaths		
Sl.No		Male	Female	Total	Male	Female	Total
1	Kamalpur Nagar panchayet	0	1	1	0	0	0
2	Ambassa Municipal Council	2	0	2	0	0	0
	District Total	2	1	3	0	0	0
Gomati District		Registered Births			Registered Death		
Sl.No		Male	Female	Total	Male	Female	Total
1	Udaipur Municipal Council	3	0	3	7	4	11
2	Amarpur Nagar Panchayet	1	0	1	2	0	2
	District Total	4	0	4	9	4	13
Khowai District		Registered Births			Registered Death		
Sl.No		Male	Female	Total	Male	Female	Total
1	Khowai Municipal Council	0	1	1	1	4	5
2	Teliamura Municipal Council	2	0	2	4	1	5
	District Total	2	1	3	5	5	10
North Tripura		Registered Births			Registered Death		
Sl.No		Male	Female	Total	Male	Female	Total
1	Panisagar Nagar Panchayet	3	0	3	2	2	4
2	Dharmanagar Municipal Council	6	3	9	14	16	30
	District Total	9	3	12	16	18	34
Sepahijala District		Registered Births			Registered Death		
Sl.No		Male	Female	Total	Male	Female	Total
1	Bishalgarh Municipal Council	2	3	5	5	10	15
2	Melaghar Municipal Council	0	3	3	7	4	11
3	Sonamura Nagar Panchayet	1	3	4	3	2	5
	District Total	3	9	12	15	16	31
South Tripura		Registered Births			Registered Death		
Sl.No		Male	Female	Total	Male	Female	Total
1	Santirbazar Municipal Council	1	1	2	3	5	8
2	Belonia Municipal Council	0	0	0	12	7	19
3	Sabroom Nagar Panchayet	0	0	0	2	2	4
	District Total	1	1	2	17	14	31
Unakoti District		Registered Births			Registered Death		
Sl.No		Male	Female	Total	Male	Female	Total
1	Kailasahar Municipal Council	5	5	10	9	11	20
2	Kumarghat Municipal Council	2	1	3	1	0	1
	District Total	7	6	13	10	11	21
West Tripura		Registered Births			Registered Death		
Sl.No		Male	Female	Total	Male	Female	Total
1	Ranirbazar Municipal Council	5	0	5	2	5	7
2	Agartala Municipal Corporation	167	186	353	110	95	205
3	Mohanpur Municipal Council	3	5	8	4	2	6
4	Jirania Nagar Panchayet	1	1	2	2	2	4
	District Total	176	192	368	118	104	222
	<b>Grand Total Urban</b>	<b>204</b>	<b>213</b>	<b>417</b>	<b>190</b>	<b>172</b>	<b>362</b>

Source:-crsorgi.gov.in

Prepared by  
  
 16/07/2022

Branch Officer ( Statistics )  
 Directorate of Family Welfare & PM  
 Government of Tripura, Agartala