

### Summary Reports of Online Registered Births & Deaths -March,2021

Type of Registration Unit	Total No of RU	Registered Births			Registered Deaths		
		Male	Female	Total	Male	Female	Total
Health Institutiion	159	1605	1498	3103	307	207	514
Gram Panchayat (591) & Village Council(586)	1177	814	720	1534	887	618	1505
Urban(AMC/MC/ NP)	20	302	289	591	286	223	509
<b>State Total</b>	<b>1356</b>	<b>2721</b>	<b>2507</b>	<b>5228</b>	<b>1480</b>	<b>1048</b>	<b>2528</b>

Source:-crsorgi.gov.in

Prepared by

*[Signature]*  
16/04/2021

*[Signature]*  
Branch Officer ( Statistics)  
Directorate of Family Welfare & PM  
Government of Tripura,Agartala

**Online Registered Births & Deaths March-2021(Institution)**

District	Sl.No	Hospital Name	Registered Birth			Registered Death		
			Male	Female	Total	Male	Female	Total
Dhalai	Dhalai district							
	1	Chawmanu CHC	43	41	84	4	5	9
	2	Manikpur PHC	5	12	17	0	0	0
	3	Dhuamachara PHC	8	7	15	0	0	0
	4	Ganganagar PHC	7	11	18	0	0	0
	5	Salema PHC	4	2	6	0	0	0
	6	Nakashipara PHC	2	2	4	0	0	0
	7	Chailengta SDH, LTV	48	41	89	1	3	4
	8	Manu CHC	17	18	35	2	1	3
	9	82-Miles PHC	20	20	40	1	1	2
	10	Nepatila PHC	5	4	9	1	2	3
	11	Kulai Dist. Hospital	56	41	97	7	8	15
	12	Gandacherra SDH	12	6	18	2	1	3
	13	BSM SDH, kamalpur	19	27	46	5	3	8
	14	Maracharra PHC	5	2	7	0	1	1
	15	Raisyabari PHC	1	1	2	0	0	0
	16	Ambassa PHC	4	4	8	0	0	0
17	Lalcharra PHC	0	0	0	0	0	0	
			<b>256</b>	<b>239</b>	<b>495</b>	<b>23</b>	<b>25</b>	<b>48</b>
Unakoti	Unakoti District							
	1	Rgm Hospital	0	0	0	0	0	0
	2	Unakoti Dist. Hospital	47	39	86	12	12	24
	3	Kumarghat CHC	0	0	0	0	0	0
	4	Fatikroy PHC	0	0	0	0	0	0
	5	Dhanbilash PHC	1	2	3	0	0	0
	6	Pecharthal PHC	22	11	33	0	0	0
	7	Kanchanbari PHC	8	5	13	0	1	1
	8	Machmara PHC	6	13	19	0	1	1
			<b>84</b>	<b>70</b>	<b>154</b>	<b>12</b>	<b>14</b>	<b>26</b>
Sepahijala	Sepahijala District							
	1	Sonamura CHC	5	5	10	1	1	2
	2	Takarjala CHC	1	0	1	4	1	5
	3	Dhanpur PHC	2	1	3	0	0	0
	4	Motinagar PHC	0	0	0	0	0	0
	5	Kamalagar PHC	1	1	2	0	0	0
	6	Jumerdhepa PHC	1	0	1	0	0	0
	7	Bishramganja PHC	9	14	23	1	0	1
	8	Madhupur PHC	2	6	8	0	0	0
	9	Boxanagar CHC	1	3	4	0	1	1
	10	Kathalia CHC	9	13	22	0	0	0
	11	Taibandal PHC	0	0	0	0	0	0
	12	Bishalgarh SDH	11	23	34	0	0	0
	13	Microspara PHC	15	14	29	2	1	3
	14	Melaghar SDH	49	48	97	4	3	7
	15	Dayarampara PHC	0	0	0	1	0	1
	16	Nidaya PHC	0	0	0	0	0	0
	17	Thelakum PHC	3	5	8	0	1	1
	18	Lalsingmura PHC	0	0	0	0	0	0
	19	Jampuijala PHC	0	3	3	0	0	0
20	Taksapara PHC	0	0	0	0	0	0	
			<b>109</b>	<b>136</b>	<b>245</b>	<b>13</b>	<b>8</b>	<b>21</b>
Khowai	Khowai District							
	1	Tulashikhar PHC	7	4	11	0	2	2
	2	Behalabari PHC	0	0	0	0	0	0
	3	Kalyanpur CHC	3	3	6	0	0	0
	4	Chebri PHC	0	0	0	0	0	0
	5	Baijalbari PHC	0	0	0	0	0	0
	6	Ratanpur PHC	10	7	17	0	0	0
7	Teliamura SDH	8	10	18	7	1	8	

16/04/2021

61


	8	Mungiakami PHC	0	0	0	0	0	0
	9	Khowai Dist. Hospital	91	63	154	6	4	10
			<b>119</b>	<b>87</b>	<b>206</b>	<b>13</b>	<b>7</b>	<b>20</b>
		West District						
West	1	Chachubazar PHC	4	5	9	0	0	0
	2	Katlamara PHC	4	0	4	0	0	0
	3	Mandai PHC	4	5	9	0	0	0
	4	Borakha PHC	2	1	3	0	0	0
	5	Kherengbar TTAADC Hospital	9	6	15	2	1	3
	6	Anandanagar PHC	3	2	5	0	0	0
	7	AGMC & GBP Hospital	173	172	345	130	85	215
	8	Tripura medical college	26	24	50	10	7	17
	9	IGM Hospital	241	203	444	35	18	53
	10	Narshingarh PHC	0	0	0	0	0	0
	11	Bamutia PHC	1	0	1	0	0	0
	12	Mohanpur CHC	9	10	19	0	0	0
	13	Jirania CHC	7	7	14	1	1	2
	14	Ranirbazar PHC	0	0	0	0	0	0
	15	Gandhigram PHC	0	0	0	0	0	0
	16	Cancer hospital	0	0	0	4	6	10
	17	State homeopath hospital	0	0	0	0	0	0
	18	State ayurvedic hospital	0	0	0	0	0	0
	19	Kanchanmala PHC	0	1	1	0	1	1
	20	Champaknagar PHC	0	0	0	0	0	0
	21	CAPFS composite hospital BSF	2	0	2	0	0	0
			<b>485</b>	<b>436</b>	<b>921</b>	<b>182</b>	<b>119</b>	<b>301</b>
		Gomati district						
Gomati	1	Kakraban PHC	2	4	6	0	1	1
	2	Tulamura PHC	2	2	4	0	0	0
	3	Nutanbazar CHC	16	14	30	0	0	0
	4	Ompi CHC	7	8	15	0	0	0
	5	Maharani PHC	4	4	8	0	0	0
	6	Chellagang PHC	0	4	4	0	0	0
	7	District hospital gomati	185	144	329	15	6	21
	8	Tripura sundari SDH	0	1	1	1	0	1
	9	Silachari PHC	1	5	6	1	0	1
	10	Killa PHC	10	2	12	0	0	0
	11	Atharobhola PHC	7	14	21	0	0	0
	12	Amarpur SDH	12	12	24	1	2	3
	13	Karbook CHC	25	22	47	1	0	1
	14	Gorakhappa PHC	4	5	9	0	0	0
	15	Garjee PHC	0	1	1	0	0	0
			<b>275</b>	<b>242</b>	<b>517</b>	<b>19</b>	<b>9</b>	<b>28</b>
		North district						
North	1	Kadamtala PHC	1	0	1	0	2	2
	2	Tilthai PHC	2	1	3	0	0	0
	3	Damcharra PHC	3	10	13	0	0	0
	4	Khedacharra PHC	2	7	9	0	1	1
	5	Anandabazar CHC	18	10	28	0	0	0
	6	Dasda PHC	7	6	13	1	1	2
	7	DIST. Hospital,NORTH	32	31	63	19	10	29
	8	Sanicherra PHC	17	20	37	1	0	1
	9	Upthakhali PHC	7	3	10	0	0	0
	10	Panisagar CHC	0	1	1	0	1	1
	11	Brajendranagar PHC	1	1	2	0	0	0
	12	Bungnung PHC	2	1	3	1	0	1
	13	Kanchanpur SDH	26	20	46	3	0	3
	14	Jalebasa PHC	6	2	8	0	0	0
	15	Jampui PHC	0	0	0	1	0	1
	16	Laljuri PHC	7	5	12	0	0	0
	17	Bhandarima PHC	0	0	0	0	0	0
	18	Gachirampara PHC	1	5	6	0	1	1


16/04/2021

6.

		132	123	255	26	16	42
	South district						
South	1 Barpathari PHC	0	0	0	0	0	0
	2 Rajnagar CHC	7	5	12	3	0	3
	3 Niharnagar PHC	0	0	0	1	0	1
	4 Hrishyamukh CHC	2	6	8	0	1	1
	5 Matai PHC	3	2	5	0	0	0
	6 Ratanpur PHC	2	3	5	0	0	0
	7 Nalua PHC	3	2	5	1	1	2
	8 S B M M PHC	1	0	1	0	0	0
	9 Manubankul CHC	11	14	25	0	0	0
	10 Rupaicharri PHC	0	0	0	0	0	0
	11 Manubazar CHC	8	13	21	1	1	2
	12 Kalacharra PHC	30	24	54	1	0	1
	13 Dist. hospital south	18	22	40	8	3	11
	14 Belonia SDH	31	39	70	1	0	1
	15 Sabroom SDH	5	8	13	0	0	0
	16 Baikhora PHC	6	11	17	1	1	2
	17 Kowaifung PHC	3	2	5	0	0	0
	18 Muhuripur PHC	0	0	0	0	0	0
	19 Jolaibari CHC	8	11	19	2	1	3
	20 Paikhola PHC	3	1	4	0	0	0
	21 Srinagar CHC	0	0	0	0	0	0
	22 Chottakhola PHC	0	0	0	0	1	1
	23 Baisnabpur PHC	0	0	0	0	0	0
	24 Maicherra PHC	4	1	5	0	0	0
	25 Ramraibari PHC	0	1	1	0	0	0
	26 Twikormo Hospital	0	0	0	0	0	0
		145	165	310	19	9	28
	<b>STATE TOTAL</b>	<b>1605</b>	<b>1498</b>	<b>3103</b>	<b>307</b>	<b>207</b>	<b>514</b>

Source:-crsorgi.gov.in

Prepared by  
  
 16/04/2021

  
 Branch Officer ( Statistics )  
 Directorate of Family Welfare & PM  
 Government of Tripura, Agartala

## Online Registered Births &amp; Deaths Monthly Report-March,2021- Non-Institution(Block)

District Name -Dhalai							
Sl.No.	Sub-District	Registered Birth			Registered Death		
		Male	Female	Total	Male	Female	Total
1	Salema	18	15	33	20	17	37
2	Manu	18	10	28	20	6	26
3	Ambassa	33	32	65	21	8	29
4	Chawmanu	8	6	14	6	5	11
5	Dumburnagar	10	4	14	2	2	4
6	Durgachowmuni	30	11	41	31	29	60
7	Ganganagar	10	10	20	2	0	2
8	Raiysabari	7	7	14	0	1	1
District Total		134	95	229	102	68	170

District Name -Gomati							
Sl.No.	Sub-District	Registered Birth			Registered Death		
		Male	Female	Total	Male	Female	Total
1	Kakraban	6	13	19	24	13	37
2	Amarpur	4	6	10	17	7	24
3	Ompi	14	8	22	14	4	18
4	Matabari	28	26	54	27	18	45
5	Karbook	22	19	41	12	11	23
6	Tepania	3	1	4	10	8	18
7	Silachari	11	7	18	2	0	2
8	Killa	14	11	25	8	9	17
District Total		102	91	193	114	70	184

District Name -Khowai							
Sl.No.	Sub-District	Registered Birth			Registered Death		
		Male	Female	Total	Male	Female	Total
1	Padmabil	23	23	46	19	11	30
2	Khowai	2	5	7	9	5	14
3	Tulasikhar	8	5	13	15	6	21
4	Kalyanpur	3	2	5	5	9	14
5	Teliamura	13	12	25	30	16	46
6	Mungiakami	17	12	29	6	1	7
District Total		66	59	125	84	48	132

District Name -North							
Sl.No.	Sub-District	Registered Birth			Registered Death		
		Male	Female	Total	Male	Female	Total
1	Kadamtala	15	18	33	22	19	41
2	Panisagar	12	12	24	10	12	22
3	Damcharra	4	1	5	8	2	10
4	Dasda	63	60	123	10	7	17
5	Jampui hill	5	4	9	2	1	3
6	Kalacharra	12	8	20	16	15	31
7	Jubarajnagar	18	13	31	27	15	42
8	Laljuri	16	10	26	8	9	17
District Total		145	126	271	103	80	183

16/04/2021

61


District Name -Sepahijala							
Sl.No.	Sub-District	Registered Birth			Registered Death		
		Male	Female	Total	Male	Female	Total
1	Jampurijalla	9	9	18	8	9	17
2	Bishalgarh	10	12	22	29	14	43
3	Boxanagar	5	12	17	12	5	17
4	Kathalia	9	7	16	13	11	24
5	Nalchar	21	21	42	18	9	27
6	Mohanbhog	2	6	8	7	2	9
7	Charilam	13	9	22	34	15	49
District Total		69	76	145	121	65	186

District Name -South							
Sl.No.	Sub-District	Registered Birth			Registered Death		
		Male	Female	Total	Male	Female	Total
1	Rajnagar	1	2	3	15	9	24
2	Hrishyamukh	21	20	41	10	14	24
3	Bakafa	19	16	35	20	25	45
4	Rupaichari	6	9	15	7	5	12
5	Satchand	30	21	51	59	38	97
6	Jolai Bari	9	4	13	19	13	32
7	Bharat Chandra Nagar	6	11	17	7	14	21
8	Poangbari	2	1	3	3	3	6
District Total		94	84	178	140	121	261

District Name -Unakoti							
Sl.No.	Sub-District	Registered Birth			Registered Death		
		Male	Female	Total	Male	Female	Total
1	Gournagar	63	57	120	25	25	50
2	Pecharthal	18	30	48	12	10	22
3	Kumarghat	34	24	58	11	6	17
4	Chandipur	15	8	23	17	8	25
District Total		130	119	249	65	49	114

District Name -West							
Sl.No.	Sub-District	Registered Birth			Registered Death		
		Male	Female	Total	Male	Female	Total
1	Mohanpur	6	5	11	22	20	42
2	Hezamara	34	20	54	12	5	17
3	Mandai	13	12	25	11	9	20
4	Jirania	4	5	9	21	23	44
5	Dukli	1	5	6	22	20	42
6	Lefunga	8	5	13	20	8	28
7	Belbari	2	2	4	11	10	21
8	Old Agartala	6	14	20	19	11	30
9	Bamutia	0	2	2	20	11	31
District Total		74	70	144	158	117	275
Grand Total Block		814	720	1534	887	618	1505


Source:-crsorgi.gov.in

Prepared by  
  
 16/04/2021

Branch Officer ( Statistics )  
 Directorate of Family Welfare & PM  
 Government of Tripura, Agartala

Online Registered Births & Deaths Monthly Report for March,2021- Non-Institution(Urban)							
Dhalai District		Registered Births			Registered Deaths		
Sl.No		Male	Female	Total	Male	Female	Total
1	Kamalpur Nagar panchayet	0	1	1	0	0	0
2	Ambassa Municipal Council	2	3	5	3	1	4
	District Total	2	4	6	3	1	4
Gomati District		Registered Births			Registered Death		
Sl.No		Male	Female	Total	Male	Female	Total
1	Udaipur Municipal Council	7	8	15	5	5	10
2	Amarpur Nagar Panchayet	0	1	1	3	3	6
	District Total	7	9	16	8	8	16
Khowai District		Registered Births			Registered Death		
Sl.No		Male	Female	Total	Male	Female	Total
1	Khowai Municipal Council	3	1	4	6	5	11
2	Teliamura Municipal Council	3	3	6	3	3	6
	District Total	6	4	10	9	8	17
North Tripura		Registered Births			Registered Death		
Sl.No		Male	Female	Total	Male	Female	Total
1	Panisagar Nagar Panchayet	1	0	1	0	0	0
2	Dharmanagar Municipal Council	8	11	19	15	18	33
	District Total	9	11	20	15	18	33
Sepahijala District		Registered Births			Registered Death		
Sl.No		Male	Female	Total	Male	Female	Total
1	Bishalgarh Municipal Council	3	1	4	9	13	22
2	Melaghar Municipal Council	0	3	3	2	3	5
3	Sonamura Nagar Panchayet	3	4	7	3	4	7
	District Total	6	8	14	14	20	34
South Tripura		Registered Births			Registered Death		
Sl.No		Male	Female	Total	Male	Female	Total
1	Santirbazar Municipal Council	0	1	1	5	6	11
2	Belonia Municipal Council	1	0	1	6	13	19
3	Sabroom Nagar Panchayet	0	0	0	3	1	4
	District Total	1	1	2	14	20	34
Unakoti District		Registered Births			Registered Death		
Sl.No		Male	Female	Total	Male	Female	Total
1	Kailasahar Municipal Council	9	19	28	9	8	17
2	Kumarghat Municipal Council	0	0	0	1	1	2
	District Total	9	19	28	10	9	19
West Tripura		Registered Births			Registered Death		
Sl.No		Male	Female	Total	Male	Female	Total
1	Ranirbazar Municipal Council	0	2	2	5	1	6
2	Agartala Municipal Corporation	261	230	491	199	131	330
3	Mohanpur Municipal Council	0	0	0	5	7	12
4	Jirania Nagar Panchayet	1	1	2	4	0	4
	District Total	262	233	495	213	139	352
	<b>Grand Total Urban</b>	<b>302</b>	<b>289</b>	<b>591</b>	<b>286</b>	<b>223</b>	<b>509</b>

Source:-crsorgi.gov.in

Prepared by  
  
 16/04/2021

Branch Officer (Statistics)  
 Directorate of Family Welfare & PM  
 Government of Tripura, Agartala