


Summary Reports of Online Registered Births & Deaths -May,2021							
Type of Registration Unit	Total No of RU	Registered Births			Registered Deaths		
		Male	Female	Total	Male	Female	Total
Health Institutiion	159	1477	1431	2908	393	220	613
Gram Panchayat (591) & Village Council(586)	1177	710	623	1333	888	672	1560
Urban(AMC/MC/ NP)	20	173	161	334	185	144	329
State Total	1356	2360	2215	4575	1466	1036	2502

Source:-crsorgi.gov.in

Prepared by


25/06/2021



Branch Officer (Statistics)
Directorate of Family Welfare & PM
Government of Tripura,Agartala

Online Registered Births & Deaths May-2021(Institution)								
District	Sl.No	Hospital Name	Registered Birth			Registered Death		
			Male	Female	Total	Male	Female	Total
Dhalai	Dhalai district							
	1	Chawmanu CHC	71	83	154	5	1	6
	2	Manikpur PHC	7	10	17	0	0	0
	3	Dhuamachara PHC	8	11	19	0	0	0
	4	Ganganagar PHC	20	13	33	0	0	0
	5	Salema PHC	0	0	0	0	0	0
	6	Nakashipara PHC	1	0	1	0	0	0
	7	Chailengta SDH, LTV	19	16	35	2	2	4
	8	Manu CHC	11	22	33	1	0	1
	9	82-Miles PHC	1	0	1	0	0	0
	10	Nepatila PHC	0	0	0	0	0	0
	11	Kulai Dist. Hospital	34	40	74	8	2	10
	12	Gandacherra SDH	7	8	15	1	0	1
	13	BSM SDH, kamalpur	19	24	43	5	1	6
	14	Maracharra PHC	2	5	7	0	1	1
	15	Raisyabari PHC	7	5	12	0	0	0
	16	Ambassa PHC	1	1	2	0	0	0
17	Lalcharra PHC	0	0	0	0	0	0	
		208	238	446	22	7	29	
Unakoti	Unakoti District							
	1	Rgm Hospital	2	0	2	2	1	3
	2	Unakoti Dist. Hospital	74	69	143	2	1	3
	3	Kumarghat CHC	19	17	36	3	2	5
	4	Fatikroy PHC	0	0	0	1	0	1
	5	Dhanbilash PHC	2	3	5	0	0	0
	6	Pecharthal PHC	21	17	38	0	4	4
	7	Kanchanbari PHC	6	4	10	0	1	1
	8	Machmara PHC	9	2	11	0	1	1
		133	112	245	8	10	18	
Sepahijala	Sepahijala District							
	1	Sonamura CHC	0	5	5	0	0	0
	2	Takarjala CHC	5	6	11	1	0	1
	3	Dhanpur PHC	0	0	0	0	0	0
	4	Motinagar PHC	1	1	2	0	0	0
	5	Kamalagar PHC	2	0	2	0	0	0
	6	Jumerdhepa PHC	0	1	1	0	0	0
	7	Bishramganja PHC	8	6	14	0	1	1
	8	Madhupur PHC	1	1	2	1	1	2
	9	Boxanagar CHC	3	3	6	0	0	0
	10	Kathalia CHC	11	13	24	0	0	0
	11	Taibandal PHC	0	0	0	0	0	0
	12	Bishalgarh SDH	23	35	58	0	0	0
	13	Microspara PHC	5	4	9	0	0	0
	14	Melaghar SDH	58	49	107	2	2	4
	15	Dayarampara PHC	0	0	0	0	0	0
	16	Nidaya PHC	0	0	0	0	0	0
	17	Thelakum PHC	1	0	1	0	0	0
	18	Lalsingmura PHC	0	0	0	0	0	0
	19	Jampuijala PHC	0	1	1	0	0	0
20	Taksapara PHC	1	2	3	0	0	0	
		119	127	246	4	4	8	
Khowai	Khowai District							
	1	Tulashikhar PHC	1	0	1	2	0	2
	2	Behalabari PHC	3	1	4	0	0	0
	3	Kalyanpur CHC	1	1	2	0	0	0
	4	Chebri PHC	0	0	0	0	0	0
	5	Baijalbari PHC	0	0	0	0	0	0
	6	Ratanpur PHC	0	0	0	1	0	1
7	Teliamura SDH	7	11	18	1	1	2	

AD
25/06/2021

6-


	8	Mungiakami PHC	0	0	0	0	0	0
	9	Khowai Dist. Hospital	24	25	49	7	3	10
			36	38	74	11	4	15
		West District						
West	1	Chachubazar PHC	4	3	7	0	0	0
	2	Katlamara PHC	3	2	5	1	0	1
	3	Mandai PHC	0	0	0	0	1	1
	4	Borakha PHC	2	3	5	0	0	0
	5	Kherengbar TTAADC Hospital	13	17	30	0	1	1
	6	Anandanagar PHC	3	2	5	0	0	0
	7	AGMC & GBP Hospital	150	175	325	205	114	319
	8	Tripura medical college	32	26	58	13	4	17
	9	IGM Hospital	225	184	409	36	23	59
	10	Narshingrah PHC	0	1	1	1	0	1
	11	Bamutia PHC	0	1	1	0	0	0
	12	Mohanpur CHC	6	7	13	0	0	0
	13	Jirania CHC	6	3	9	0	0	0
	14	Ranirbazar PHC	0	0	0	0	0	0
	15	Gandhigram PHC	0	0	0	0	0	0
	16	Cancer hospital	0	0	0	19	13	32
	17	State homeopath hospital	0	0	0	0	0	0
	18	State ayurvedic hospital	0	0	0	0	0	0
	19	Kanchanmala PHC	0	0	0	0	0	0
	20	Champaknagar PHC	0	0	0	0	0	0
	21	CAPFS composite hospital BSF	0	0	0	0	0	0
			444	424	868	275	156	431
		Gomati district						
Gomati	1	Kakraban PHC	1	2	3	0	0	0
	2	Tulamura PHC	2	0	2	1	0	1
	3	Nutanbazar CHC	10	12	22	0	0	0
	4	Ompi CHC	0	1	1	2	2	4
	5	Maharani PHC	2	2	4	0	0	0
	6	Chellagang PHC	0	5	5	0	0	0
	7	District hospital gomati	99	86	185	13	5	18
	8	Tripura sundari SDH	0	0	0	2	0	2
	9	Silachari PHC	3	4	7	0	0	0
	10	Killa PHC	9	8	17	0	0	0
	11	Atharobhola PHC	0	1	1	0	0	0
	12	Amarpur SDH	22	14	36	1	1	2
	13	Karbook CHC	3	7	10	2	0	2
	14	Gorakhappa PHC	13	7	20	0	0	0
	15	Garjee PHC	0	1	1	0	0	0
			164	150	314	21	8	29
		North district						
North	1	Kadamtala PHC	46	41	87	0	1	1
	2	Tilthai PHC	3	2	5	0	0	0
	3	Damcharra PHC	17	20	37	0	0	0
	4	Khedacharra PHC	0	0	0	0	0	0
	5	Anandabazar CHC	10	10	20	0	1	1
	6	Dasda PHC	8	6	14	0	0	0
	7	DIST. Hospital,NORTH	88	63	151	29	16	45
	8	Sanicherra PHC	8	17	25	1	0	1
	9	Upthakhali PHC	1	2	3	0	0	0
	10	Panisagar CHC	3	3	6	2	0	2
	11	Brajendranagar PHC	5	2	7	1	1	2
	12	Bungnung PHC	0	0	0	0	0	0
	13	Kanchanpur SDH	15	17	32	1	1	2
	14	Jalebasa PHC	0	0	0	0	0	0
	15	Jampui PHC	3	3	6	0	1	1
	16	Laljuri PHC	6	6	12	0	0	0
	17	Bhandarima PHC	0	0	0	0	0	0
	18	Gachirampara PHC	3	1	4	0	0	0

25/06/2021

6

		216	193	409	34	21	55	
South	South district							
	1	Barpathari PHC	0	0	0	1	0	1
	2	Rajnagar CHC	2	4	6	0	0	0
	3	Niharnagar PHC	16	11	27	1	0	1
	4	Hrishyamukh CHC	0	2	2	0	0	0
	5	Matai PHC	1	2	3	0	0	0
	6	Ratanpur PHC	4	1	5	0	0	0
	7	Nalua PHC	3	3	6	0	0	0
	8	S B M M PHC	2	2	4	0	0	0
	9	Manubankul CHC	10	7	17	2	0	2
	10	Rupaicharri PHC	0	2	2	0	0	0
	11	Manubazar CHC	6	6	12	0	2	2
	12	Kalacharra PHC	13	21	34	3	1	4
	13	Dist. hospital south	18	18	36	8	4	12
	14	Belonia SDH	33	21	54	1	1	2
	15	Sabroom SDH	8	4	12	0	0	0
	16	Baikhora PHC	8	10	18	1	0	1
	17	Kowaifung PHC	3	4	7	0	0	0
	18	Muhuripur PHC	1	1	2	0	0	0
	19	Jolaibari CHC	16	9	25	1	1	2
	20	Paikhola PHC	4	8	12	0	0	0
	21	Srinagar CHC	6	6	12	0	1	1
	22	Chottakhola PHC	1	4	5	0	0	0
	23	Baisnabpur PHC	0	0	0	0	0	0
	24	Maicherra PHC	1	2	3	0	0	0
	25	Ramraibari PHC	1	1	2	0	0	0
	26	Twikormo Hospital	0	0	0	0	0	0
		157	149	306	18	10	28	
STATE TOTAL		1477	1431	2908	393	220	613	

Source:-crsorgi.gov.in

Prepared by

 25/06/2021



Branch Officer (Statistics)
 Directorate of Family Welfare & PM
 Government of Tripura, Agartala

Online Registered Births & Deaths Monthly Report-May,2021- Non-Institution(Block)

District Name -Dhalai

Sl.No.	Sub-District	Registered Birth			Registered Death		
		Male	Female	Total	Male	Female	Total
1	Salema	10	18	28	16	14	30
2	Manu	25	27	52	30	26	56
3	Ambassa	11	9	20	12	9	21
4	Chawmanu	1	2	3	8	6	14
5	Dumburnagar	20	17	37	8	5	13
6	Durgachowmuni	18	17	35	37	22	59
7	Ganganagar	6	3	9	4	0	4
8	Raiysabari	2	5	7	5	3	8
District Total		93	98	191	120	85	205

District Name -Gomati

Sl.No.	Sub-District	Registered Birth			Registered Death		
		Male	Female	Total	Male	Female	Total
1	Kakraban	7	6	13	13	24	37
2	Amarpur	1	1	2	7	6	13
3	Ompi	1	6	7	20	12	32
4	Matabari	20	18	38	28	18	46
5	Karbook	13	13	26	13	7	20
6	Tepania	4	6	10	22	18	40
7	Silachari	2	2	4	3	1	4
8	Killa	7	7	14	15	4	19
District Total		55	59	114	121	90	211

District Name -Khowai

Sl.No.	Sub-District	Registered Birth			Registered Death		
		Male	Female	Total	Male	Female	Total
1	Padmabil	14	8	22	17	13	30
2	Khowai	2	0	2	15	12	27
3	Tulasikhar	6	6	12	17	6	23
4	Kalyanpur	4	2	6	20	21	41
5	Teliamura	6	9	15	22	18	40
6	Mungiakami	17	12	29	10	7	17
District Total		49	37	86	101	77	178

District Name -North


Sl.No.	Sub-District	Registered Birth			Registered Death		
		Male	Female	Total	Male	Female	Total
1	Kadamtala	29	19	48	21	18	39
2	Panisagar	14	17	31	13	8	21
3	Damcharra	17	11	28	4	4	8
4	Dasda	65	60	125	20	19	39
5	Jampui hill	19	12	31	7	3	10
6	Kalacharra	8	15	23	15	11	26
7	Jubarajnagar	8	11	19	25	23	48
8	Laljuri	29	26	55	9	13	22
District Total		189	171	360	114	99	213


25/06/2021

61

District Name -Sepahijala							
Sl.No.	Sub-District	Registered Birth			Registered Death		
		Male	Female	Total	Male	Female	Total
1	Jampuijalla	53	59	112	27	18	45
2	Bishalgarh	10	7	17	24	15	39
3	Boxanagar	36	20	56	17	10	27
4	Kathalia	12	15	27	20	7	27
5	Nalchar	15	9	24	15	17	32
6	Mohanbhog	8	2	10	7	1	8
7	Charilam	4	4	8	11	12	23
District Total		138	116	254	121	80	201
District Name -South							
Sl.No.	Sub-District	Registered Birth			Registered Death		
		Male	Female	Total	Male	Female	Total
1	Rajnagar	0	2	2	11	11	22
2	Hrishyamukh	9	5	14	19	12	31
3	Bakafa	7	4	11	33	16	49
4	Rupaichari	6	5	11	11	10	21
5	Satchand	5	5	10	29	17	46
6	Jolai Bari	28	14	42	19	26	45
7	Bharat Chandra Nagar	6	5	11	10	9	19
8	Poangbari	6	3	9	8	5	13
District Total		67	43	110	140	106	246
District Name -Unakoti							
Sl.No.	Sub-District	Registered Birth			Registered Death		
		Male	Female	Total	Male	Female	Total
1	Gournagar	27	20	47	8	12	20
2	Pecharthal	24	36	60	13	11	24
3	Kumarghat	14	10	24	25	21	46
4	Chandipur	19	9	28	21	9	30
District Total		84	75	159	67	53	120
District Name -West							
Sl.No.	Sub-District	Registered Birth			Registered Death		
		Male	Female	Total	Male	Female	Total
1	Mohanpur	7	1	8	11	14	25
2	Hezamara	10	7	17	9	6	15
3	Mandai	2	3	5	17	12	29
4	Jirania	0	3	3	19	6	25
5	Dukli	4	3	7	18	17	35
6	Lefunga	0	3	3	3	4	7
7	Belbari	6	3	9	7	2	9
8	Old Agartala	3	0	3	12	8	20
9	Bamutia	3	1	4	8	13	21
District Total		35	24	59	104	82	186
Grand Total Block		710	623	1333	888	672	1560

Source:-crsorgi.gov.in

Prepared by

 25/06/2021


 Branch Officer (Statistics)
 Directorate of Family Welfare & PM
 Government of Tripura,Agartala

Online Registered Births & Deaths Monthly Report for May,2021- Non-Institution(Urban)							
Dhalai District		Registered Births			Registered Deaths		
Sl.No		Male	Female	Total	Male	Female	Total
1	Kamalpur Nagar panchayet	0	0	0	1	1	2
2	Ambassa Municipal Council	0	0	0	5	3	8
	District Total	0	0	0	6	4	10
Gomati District		Registered Births			Registered Death		
Sl.No		Male	Female	Total	Male	Female	Total
1	Udaipur Municipal Council	1	3	4	7	4	11
2	Amarpur Nagar Panchayet	1	0	1	4	5	9
	District Total	2	3	5	11	9	20
Khowai District		Registered Births			Registered Death		
Sl.No		Male	Female	Total	Male	Female	Total
1	Khowai Municipal Council	0	0	0	6	3	9
2	Teliamura Municipal Council	1	1	2	4	6	10
	District Total	1	1	2	10	9	19
North Tripura		Registered Births			Registered Death		
Sl.No		Male	Female	Total	Male	Female	Total
1	Panisagar Nagar Panchayet	0	1	1	1	2	3
2	Dharmanagar Municipal Council	8	9	17	6	6	12
	District Total	8	10	18	7	8	15
Sepahijala District		Registered Births			Registered Death		
Sl.No		Male	Female	Total	Male	Female	Total
1	Bishalgarh Municipal Council	0	0	0	2	4	6
2	Melaghar Municipal Council	3	1	4	8	6	14
3	Sonamura Nagar Panchayet	0	1	1	2	3	5
	District Total	3	2	5	12	13	25
South Tripura		Registered Births			Registered Death		
Sl.No		Male	Female	Total	Male	Female	Total
1	Santirbazar Municipal Council	0	0	0	3	2	5
2	Belonia Municipal Council	0	0	0	4	5	9
3	Sabroom Nagar Panchayet	4	0	4	1	2	3
	District Total	4	0	4	8	9	17
Unakoti District		Registered Births			Registered Death		
Sl.No		Male	Female	Total	Male	Female	Total
1	Kailasahar Municipal Council	17	9	26	3	10	13
2	Kumarghat Municipal Council	0	0	0	7	0	7
	District Total	17	9	26	10	10	20
West Tripura		Registered Births			Registered Death		
Sl.No		Male	Female	Total	Male	Female	Total
1	Ranirbazar Municipal Council	3	1	4	6	3	9
2	Agartala Municipal Corporation	134	135	269	110	79	189
3	Mohanpur Municipal Council	1	0	1	2	0	2
4	Jirania Nagar Panchayet	0	0	0	3	0	3
	District Total	138	136	274	121	82	203
	Grand Total Urban	173	161	334	185	144	329

Source:-crsorgi.gov.in

Prepared by

25/06/2021

Branch Officer (Statistics)

Directorate of Family Welfare & PM

Government of Tripura, Agartala