



Summary Reports of Online Registered Births & Deaths -November,2020							
Type of Registration Unit	Total No of RU	Registered Births			Registered Deaths		
		Male	Female	Total	Male	Female	Total
Health Institution	158	2000	2059	4062	439	250	689
Gram Panchayat (591) & Village Council(586)	1177	908	907	1815	1226	774	2000
Urban(AMC/MC/ NP)	20	342	359	701	329	208	537
State Total	1355	3250	3325	6578	1994	1232	3226

Note:- Total inclusive of transgender birth-Dhalai District -2,Gomati District-1

Source:-crsorgi.gov.in

Prepared by

 14/12/2020


 Branch Officer (Statistics)
 Directorate of Family Welfare & PM
 Government of Tripura,Agartala

Online Registered Births & Deaths November -2020 (Institution)

District	Sl.No	Hospital Name	Registered Birth			Registered Death		
			Male	Female	Total	Male	Female	Total
Dhalai	Dhalai district							
	1	Chawmanu CHC	93	90	184	8	6	14
	2	Manikpur PHC	7	4	11	0	0	0
	3	Dhuamachara PHC	14	17	31	0	0	0
	4	Ganganagar PHC	12	10	22	0	0	0
	5	Salema PHC	0	0	0	1	0	1
	6	Nakashipara PHC	10	10	20	0	0	0
	7	Chailengta SDH, LTV	11	28	40	0	0	0
	8	Manu CHC	13	18	31	1	0	1
	9	82-Miles PHC	2	4	6	1	0	1
	10	Nepatila PHC	2	2	4	0	0	0
	11	Kulai Dist. Hospital	70	66	136	16	10	26
	12	Gandacherra SDH	48	31	79	3	0	3
	13	BSM SDH, kamalpur	9	10	19	4	2	6
	14	Maracharra PHC	2	3	5	0	1	1
	15	Raisyabari PHC	15	10	25	0	0	0
	16	Ambassa PHC	3	3	6	0	0	0
17	Lalcharra PHC	0	0	0	0	0	0	
		311	306	619	34	19	53	
Unakoti	Unakoti District							
	1	Rgm Hospital	5	7	12	1	0	1
	2	Unakoti Dist. Hospital	160	178	338	22	24	46
	3	Kumarghat CHC	6	4	10	0	1	1
	4	Fatikroy PHC	32	41	73	3	0	3
	5	Dhanbilash PHC	0	0	0	0	0	0
	6	Pecharthal PHC	14	22	36	0	0	0
	7	Kanchanbari PHC	5	2	7	0	0	0
8	Machmara PHC	13	9	22	3	2	5	
		235	263	498	29	27	56	
Sepahijala	Sepahijala District							
	1	Sonamura CHC	2	7	9	0	0	0
	2	Takarjala CHC	11	10	21	1	0	1
	3	Dhanpur PHC	3	2	5	0	0	0
	4	Motinagar PHC	2	4	6	0	0	0
	5	Kamalnagar PHC	0	0	0	0	0	0
	6	Jumerdhepa PHC	0	0	0	0	0	0
	7	Bishramganja PHC	9	16	25	0	0	0
	8	Madhupur PHC	5	5	10	0	0	0
	9	Boxanagar CHC	4	6	10	0	0	0
	10	Kathalia CHC	19	15	34	0	2	2
	11	Taibandal PHC	0	0	0	0	0	0
	12	Bishalgarh SDH	37	23	60	0	0	0
	13	Microspara PHC	8	4	12	0	0	0
	14	Melaghar SDH	52	69	121	3	1	4
	15	Dayarampara PHC	3	4	7	0	0	0
	16	Nidaya PHC	4	0	4	0	0	0
	17	Thelakum PHC	1	2	3	0	0	0
	18	Lalsingmura PHC	0	0	0	0	0	0
19	Jampuijala PHC	2	2	4	0	0	0	
		162	169	331	4	3	7	
Khowai	Khowai District							
	1	Tulashikhar PHC	1	1	2	0	0	0
	2	Behalabari PHC	1	1	2	0	1	1
	3	Kalyanpur CHC	0	0	0	0	1	1
	4	Chebri PHC	0	1	1	0	0	0
	5	Baijalbari PHC	15	5	20	0	0	0
	6	Ratanpur PHC	4	5	9	0	0	0
	7	Teliamura SDH	23	16	39	1	2	3
8	Mungiakami PHC	0	0	0	0	0	0	

14/11/2020


	9	Khowai Dist. Hospital	89	81	170	16	13	29
			133	110	243	17	17	34
		West District						
West	1	Chachubazar PHC	10	13	23	0	0	0
	2	Katlamara PHC	6	5	11	0	0	0
	3	Mandai PHC	1	0	1	0	0	0
	4	Borakha PHC	2	2	4	1	0	1
	5	Kherengbar TTAADC Hospital	34	41	75	4	1	5
	6	Anandanagar PHC	2	3	5	0	0	0
	7	AGMC AND GBP HOSPITAL	197	201	398	193	89	282
	8	Tripura medical college	35	28	63	31	11	42
	9	IGM Hospital	192	221	413	36	24	60
	10	Narshingarh PHC	0	0	0	0	0	0
	11	Bamutia PHC	0	0	0	0	0	0
	12	Mohanpur CHC	19	19	38	2	0	2
	13	Jirania CHC	15	14	29	1	0	1
	14	Ranirbazar PHC	0	0	0	0	0	0
	15	Gandhigram PHC	1	0	1	0	0	0
	16	Cancer hospital	0	0	0	19	17	36
	17	State homeopath hospital	0	0	0	0	0	0
	18	State ayurvedic hospital	0	0	0	0	0	0
	19	Kanchanmala PHC	2	3	5	0	0	0
	20	Champaknagar PHC	0	0	0	0	1	1
	21	CAPFS composite Hospital BSF	1	0	1	0	0	0
			517	550	1067	287	143	430
		Gomati district						
Gomati	1	Kakraban PHC	4	1	5	1	0	1
	2	Tulamura PHC	4	4	8	0	0	0
	3	Nutanbazar CHC	14	12	26	1	0	1
	4	Ompi CHC	16	24	40	1	0	1
	5	Maharani PHC	2	3	5	0	0	0
	6	Chellagang PHC	3	2	5	0	0	0
	7	District hospital gomati	92	94	187	11	11	22
	8	Tripura sundari SDH	0	2	2	1	1	2
	9	Silachari PHC	1	1	2	1	0	1
	10	Killa PHC	8	11	19	0	0	0
	11	Atharobhoia PHC	1	4	5	0	0	0
	12	Amarpur SDH	21	13	34	1	2	3
	13	Karbook CHC	19	27	46	1	3	4
	14	Gorakhappa PHC	2	0	2	0	0	0
	15	Garjee PHC	11	8	19	0	0	0
			198	206	405	18	17	35
		North district						
North	1	Kadamtala PHC	17	15	32	0	1	1
	2	Tilthai PHC	1	3	4	0	1	1
	3	Damcharra PHC	5	8	13	0	0	0
	4	Khedacharra PHC	0	3	3	0	0	0
	5	Anandabazar CHC	14	16	30	0	0	0
	6	Dasda PHC	19	21	40	0	1	1
	7	DIST. Hospital, NORTH	95	124	219	22	14	36
	8	Sanicherra PHC	11	10	21	0	0	0
	9	Upthakhali PHC	13	9	22	0	1	1
	10	Panisagar CHC	5	6	11	0	0	0
	11	Brajendranagar PHC	12	8	20	0	0	0
	12	Bungnung PHC	2	0	2	0	0	0
	13	Kanchanpur SDH	26	18	44	7	1	8
	14	Jalebasa PHC	3	4	7	0	0	0
	15	Jampui PHC	5	3	8	0	0	0
	16	Laljuri PHC	12	10	22	0	0	0
	17	Bhandarima PHC	0	0	0	0	0	0
	18	Gachirampara PHC	0	0	0	0	0	0
			240	258	498	29	19	48

14/12/2020

		South district						
South	1	Barpathari PHC	3	5	8	0	0	0
	2	Rajnagar PHC	5	9	14	1	0	1
	3	Niharnagar PHC	0	0	0	0	0	0
	4	Hrishyamukh CHC	3	0	3	0	0	0
	5	Matai PHC	0	0	0	0	0	0
	6	Ratanpur PHC	0	0	0	0	0	0
	7	Nalua PHC	5	4	9	0	0	0
	8	S B M M PHC	4	12	16	0	0	0
	9	Manubankul CHC	14	13	27	2	0	2
	10	Rupaicharri PHC	3	3	6	0	0	0
	11	Manubazar CHC	20	9	29	2	0	2
	12	Kalacharra PHC	32	36	68	5	0	5
	13	Dist. Hospital south	28	34	62	5	2	7
	14	Belonia SDH	33	23	56	3	1	4
	15	Sabroom SDH	9	13	22	1	1	2
	16	Baikhora PHC	15	13	28	2	0	2
	17	Kowaifung PHC	8	4	12	0	0	0
	18	Muhuripur PHC	1	1	2	0	0	0
	19	Jolaibari CHC	8	5	13	0	0	0
	20	Paikhola PHC	3	1	4	0	0	0
	21	Srinagar CHC	9	12	21	0	1	1
	22	Chottakhola PHC	0	0	0	0	0	0
	23	Baisnabpur PHC	0	0	0	0	0	0
	24	Maicherra PHC	1	0	1	0	0	0
	25	Ramraibari PHC	0	0	0	0	0	0
		204	197	401	21	5	26	
STATE TOTAL		2000	2059	4062	439	250	689	

Note:- Total inclusive of transgender birth-Dhalai District -2,Gomati District-1

Source:-crsorgi.gov.in

Prepared by

 14/12/2020


 Branch Officer (Statistics)
 Directorate of Family Welfare & PM
 Government of Tripura,Agartala

Online Registered Births & Deaths Monthly Report-November,2020- Non-Institution(Block)

District Name -Dhalai

Sl.No.	Sub-District	Registered Birth			Registered Death		
		Male	Female	Total	Male	Female	Total
1	Salema	16	26	42	19	13	32
2	Manu	25	24	49	35	15	50
3	Ambassa	41	38	79	26	18	44
4	Chawmanu	5	6	11	6	7	13
5	Dumburnagar	16	14	30	10	5	15
6	Durgachowmuni	21	25	46	49	30	79
7	Ganganagar	6	4	10	3	2	5
8	Raiysabari	2	0	2	3	3	6
District Total		132	137	269	151	93	244

District Name -Gomati

Sl.No.	Sub-District	Registered Birth			Registered Death		
		Male	Female	Total	Male	Female	Total
1	Kakraban	3	8	11	19	15	34
2	Amarpur	6	12	18	19	9	28
3	Ompi	8	5	13	16	8	24
4	Matabari	19	15	34	49	37	86
5	Karbook	25	16	41	16	7	23
6	Tepania	3	5	8	9	4	13
7	Silachari	11	9	20	9	2	11
8	Killa	6	17	23	15	10	25
District Total		81	87	168	152	92	244

District Name -Khowai

Sl.No.	Sub-District	Registered Birth			Registered Death		
		Male	Female	Total	Male	Female	Total
1	Padmabil	11	13	24	18	10	28
2	Khowai	3	2	5	22	11	33
3	Tulasikhar	10	8	18	22	14	36
4	Kalyanpur	4	3	7	7	12	19
5	Teliamura	9	4	13	39	18	57
6	Mungiakami	6	8	14	6	6	12
District Total		43	38	81	114	71	185

District Name -North

Sl.No.	Sub-District	Registered Birth			Registered Death		
		Male	Female	Total	Male	Female	Total
1	Kadamtala	34	20	54	27	17	44
2	Panisagar	28	19	47	18	15	33
3	Damcharra	11	8	19	9	4	13
4	Dasda	43	32	75	11	5	16
5	Jampui hill	0	4	4	1	0	1
6	Kalacharra	28	20	48	33	31	64
7	Jubarajnagar	16	20	36	24	21	45
8	Laljuri	8	8	16	5	4	9
District Total		168	131	299	128	97	225

14/11/2020

14/11

District Name -Sepahijala							
Sl.No.	Sub-District	Registered Birth			Registered Death		
		Male	Female	Total	Male	Female	Total
1	Jampuijalla	62	72	134	36	8	44
2	Bishalgarh	33	28	61	53	42	95
3	Boxanagar	33	41	74	33	17	50
4	Kathalia	23	10	33	15	8	23
5	Nalchar	17	15	32	15	26	41
6	Mohanbhog	9	7	16	8	4	12
7	Charilam	13	19	32	37	29	66
District Total		190	192	382	197	134	331

District Name -South							
Sl.No.	Sub-District	Registered Birth			Registered Death		
		Male	Female	Total	Male	Female	Total
1	Rajnagar	12	8	20	18	11	29
2	Hrishyamukh	13	12	25	24	17	41
3	Bagafa	6	5	11	15	13	28
4	Rupaichari	30	38	68	14	9	23
5	Satchand	14	9	23	27	18	45
6	Jolai Bari	13	11	24	35	25	60
7	Bharat Chandra Nagar	8	8	16	18	8	26
8	Poangbari	9	14	23	8	12	20
District Total		105	105	210	159	113	272

District Name -Unakoti							
Sl.No.	Sub-District	Registered Birth			Registered Death		
		Male	Female	Total	Male	Female	Total
1	Gournagar	50	76	126	43	23	66
2	Pecharthal	34	43	77	22	8	30
3	Kumarghat	40	31	71	55	30	85
4	Chandipur	11	19	30	20	18	38
District Total		135	169	304	140	79	219

District Name -West							
Sl.No.	Sub-District	Registered Birth			Registered Death		
		Male	Female	Total	Male	Female	Total
1	Mohanpur	6	7	13	43	19	62
2	Hezamara	25	18	43	21	3	24
3	Mandai	1	4	5	12	7	19
4	Jirania	2	1	3	14	7	21
5	Dukli	5	0	5	44	26	70
6	Lefunga	1	4	5	3	4	7
7	Belbari	9	7	16	7	8	15
8	Old Agartala	3	3	6	19	12	31
9	Bamutia	2	4	6	22	9	31
District Total		54	48	102	185	95	280
Grand Total Block		908	907	1815	1226	774	2000


Source:-crsorgi.gov.in

Prepared by
A
14/12/2020

D. Khan
Branch Officer (Statistics)
Directorate of Family Welfare & PM
Government of Tripura, Agartala

Online Registered Births & Deaths Monthly Report for November,2020- Non-Institution(Urban)							
Dhalai District		Registered Births			Registered Deaths		
Sl.No		Male	Female	Total	Male	Female	Total
1	Kamalpur Nagar panchayet	1	0	1	2	4	6
2	Ambassa Municipal Council	0	2	2	4	6	10
	District Total	1	2	3	6	10	16
Gomati District		Registered Births			Registered Death		
Sl.No		Male	Female	Total	Male	Female	Total
1	Udaipur Municipal Council	0	1	1	10	5	15
2	Amarpur Nagar Panchayet	0	1	1	1	2	3
	District Total	0	2	2	11	7	18
Khowai District		Registered Births			Registered Death		
Sl.No		Male	Female	Total	Male	Female	Total
1	Khowai Municipal Council	0	0	0	9	10	19
2	Teliamura Municipal Council	1	1	2	11	7	18
	District Total	1	1	2	20	17	37
North Tripura		Registered Births			Registered Death		
Sl.No		Male	Female	Total	Male	Female	Total
1	Panisagar Nagar Panchayet	6	2	8	4	1	5
2	Dharmanagar Municipal Council	28	26	54	22	20	42
	District Total	34	28	62	26	21	47
Sepahijala District		Registered Births			Registered Death		
Sl.No		Male	Female	Total	Male	Female	Total
1	Bishalgarh Municipal Council	6	3	9	10	1	11
2	Melaghar Municipal Council	0	2	2	7	6	13
3	Sonamura Nagar Panchayet	5	7	12	5	5	10
	District Total	11	12	23	22	12	34
South Tripura		Registered Births			Registered Death		
Sl.No		Male	Female	Total	Male	Female	Total
1	Santirbazar Municipal Council	0	0	0	2	2	4
2	Belonia Municipal Council	1	0	1	5	3	8
3	Sabroom Nagar Panchayet	1	0	1	5	5	10
	District Total	2	0	2	12	10	22
Unakoti District		Registered Births			Registered Death		
Sl.No		Male	Female	Total	Male	Female	Total
1	Kailasahar Municipal Council	17	21	38	9	9	18
2	Kumarghat Municipal Council	1	1	2	5	2	7
	District Total	18	22	40	14	11	25
West Tripura		Registered Births			Registered Death		
Sl.No		Male	Female	Total	Male	Female	Total
1	Ranirbazar Municipal Council	2	1	3	5	3	8
2	Agartala Municipal Corporation	271	290	561	203	110	313
3	Mohanpur Municipal Council	2	0	2	5	2	7
4	Jirania Nagar Panchayet	0	1	1	5	5	10
	District Total	275	292	567	218	120	338
	Grand Total Urban	342	359	701	329	208	537

Source:-crsorgi.gov.in

Prepared by

 14/12/2020

Branch Officer (Statistics)
 Directorate of Family Welfare & PM
 Government of Tripura, Agartala