


Summary Reports of Online Registered Births & Deaths -October ,2020

Type of Registration Unit	Total No of RU	Registered Births			Registered Deaths		
		Male	Female	Total	Male	Female	Total
Health Institution	158	1548	1462	3010	356	210	566
Gram Panchayat (591) & Village Council(586)	1177	777	709	1486	1029	652	1681
Urban(AMC/MC/ NP)	20	277	218	495	304	177	481
State Total	1355	2602	2389	4991	1689	1039	2728

Source:-crsorgi.gov.in

Prepared by

 27/11/2020


 27/11

Branch Officer (Statistics)
 Directorate of Family Welfare & PM
 Government of Tripura,Agartala

Online Registered Births & Deaths October -2020 (Institution)


District	Sl.No	Hospital Name	Registered Birth			Registered Death		
			Male	Female	Total	Male	Female	Total
Dhalai	Dhalai district							
	1	Chawmanu CHC	34	29	63	7	7	14
	2	Manikpur PHC	7	5	12	0	0	0
	3	Dhuamachara PHC	0	0	0	0	0	0
	4	Ganganagar PHC	2	4	6	1	0	1
	5	Salema PHC	0	1	1	0	0	0
	6	Nakashipara PHC	4	1	5	0	0	0
	7	Chailengta SDH, LTV	4	6	10	2	6	8
	8	Manu CHC	38	27	65	0	0	0
	9	82-Miles PHC	10	13	23	0	0	0
	10	Nepatila PHC	5	7	12	0	0	0
	11	Kulai Dist. Hospital	42	32	74	11	3	14
	12	Gandacherra SDH	17	15	32	0	0	0
	13	BSM SDH, kamalpur	13	16	29	4	4	8
	14	Maracharra PHC	4	5	9	1	0	1
	15	Raisyabari PHC	10	10	20	0	0	0
	16	Ambassa PHC	0	0	0	0	0	0
	17	Lalcharra PHC	0	0	0	0	0	0
			190	171	361	26	20	46
Unakoti	Unakoti District							
	1	Rgm Hospital	0	0	0	3	1	4
	2	Unakoti Dist. Hospital	0	0	0	8	4	12
	3	Kumarghat CHC	0	0	0	2	3	5
	4	Fatikroy PHC	7	10	17	2	2	4
	5	Dhanbilash PHC	4	3	7	0	0	0
	6	Pecharthal PHC	14	15	29	1	0	1
	7	Kanchanbari PHC	4	3	7	0	0	0
	8	Machmara PHC	11	8	19	0	0	0
			40	39	79	16	10	26
Sepahijala	Sepahijala District							
	1	Sonamura CHC	3	6	9	0	0	0
	2	Takarjala CHC	9	15	24	0	0	0
	3	Dhanpur PHC	0	0	0	0	0	0
	4	Motinagar PHC	0	0	0	0	0	0
	5	Kamalnagar PHC	4	4	8	0	0	0
	6	Jumerdhepa PHC	3	3	6	0	1	1
	7	Bishramganja PHC	17	16	33	0	0	0
	8	Madhupur PHC	10	18	28	0	0	0
	9	Boxanagar CHC	0	0	0	0	0	0
	10	Kathalia CHC	17	21	38	0	0	0
	11	Taibandal PHC	5	5	10	0	0	0
	12	Bishalgarh SDH	36	39	75	0	0	0
	13	Microspara PHC	14	0	14	0	0	0
	14	Melaghar SDH	23	22	45	7	1	8
	15	Dayarampara PHC	0	0	0	0	0	0
	16	Nidaya PHC	1	2	3	0	0	0
	17	Thelakum PHC	1	1	2	0	0	0
	18	Lalsingmura PHC	0	0	0	0	0	0
19	Jampuijala PHC	2	2	4	0	0	0	
			145	154	299	7	2	9
Khowai	Khowai District							
	1	Tulashikhar PHC	8	5	13	0	0	0
	2	Behalabari PHC	5	7	12	0	0	0
	3	Kalyanpur CHC	1	0	1	1	0	1
	4	Chebri PHC	0	0	0	0	0	0
	5	Baijalbari PHC	0	0	0	0	0	0
	6	Ratanpur PHC	0	0	0	0	0	0
	7	Teliamura SDH	19	14	33	4	1	5
8	Mungiakami PHC	0	0	0	0	0	0	


61

	9	Khowal Dist. Hospital	70	82	152	11	3	14
			103	108	211	16	4	20
		West District						
West	1	Chachubazar PHC	9	5	14	0	0	0
	2	Katlamara PHC	8	1	9	1	0	1
	3	Mandai PHC	0	0	0	0	1	1
	4	Borakha PHC	1	1	2	0	0	0
	5	Kherengbar TTAADC Hospital	33	25	58	1	0	1
	6	Anandanagar PHC	2	3	5	0	0	0
	7	AGMC AND GBP HOSPITAL	107	81	188	132	82	214
	8	Tripura medical college	32	35	67	31	19	50
	9	IGM Hospital	262	253	515	51	30	81
	10	Narshingarh PHC	0	1	1	0	0	0
	11	Bamutia PHC	4	3	7	0	0	0
	12	Mohanpur CHC	46	32	78	1	4	5
	13	Jirania CHC	9	15	24	1	2	3
	14	Ranirbazar PHC	0	0	0	0	0	0
	15	Gandhigram PHC	0	1	1	0	0	0
	16	Cancer hospital	0	0	0	10	4	14
	17	State homeopath hospital	0	0	0	0	0	0
	18	State ayurvedic hospital	0	0	0	0	0	0
	19	Kanchanmala PHC	1	0	1	0	0	0
	20	Champaknagar PHC	0	0	0	0	0	0
	21	CAPFS composite Hospital BSF	0	0	0	0	0	0
			514	456	970	228	142	370
		Gomati district						
Gomati	1	Kakraban PHC	2	3	5	1	0	1
	2	Tulamura PHC	0	2	2	0	0	0
	3	Nutanbazar CHC	15	11	26	0	0	0
	4	Ompi CHC	7	8	15	0	1	1
	5	Maharani PHC	3	2	5	0	0	0
	6	Chellagang PHC	3	2	5	0	0	0
	7	District hospital gomati	132	132	264	9	6	15
	8	Tripura sundari SDH	0	0	0	1	0	1
	9	Silachari PHC	1	1	2	1	0	1
	10	Killa PHC	7	7	14	0	0	0
	11	Atharobhola PHC	2	0	2	0	0	0
	12	Amarpur SDH	24	23	47	2	1	3
	13	Karbook CHC	15	8	23	0	0	0
	14	Gorakhappa PHC	9	13	22	0	0	0
	15	Garjee PHC	2	4	6	0	0	0
			222	216	438	14	8	22
		North district						
North	1	Kadamtala PHC	37	52	89	5	2	7
	2	Tilthai PHC	3	0	3	0	1	1
	3	Damcharra PHC	15	8	23	1	0	1
	4	Khedacharra PHC	2	0	2	0	0	0
	5	Anandabazar CHC	6	5	11	0	0	0
	6	Dasda PHC	0	1	1	1	0	1
	7	DIST. Hospital,NORTH	48	39	87	20	9	29
	8	Sanicherra PHC	1	4	5	0	0	0
	9	Upthakhali PHC	3	3	6	0	0	0
	10	Panisagar CHC	3	8	11	0	0	0
	11	Brajendranagar PHC	1	0	1	3	0	3
	12	Bungnung PHC	0	0	0	0	0	0
	13	Kanchanpur SDH	13	18	31	4	3	7
	14	Jalebasa PHC	3	2	5	0	0	0
	15	Jampui PHC	0	0	0	0	0	0
	16	Laljuri PHC	0	1	1	1	0	1
	17	Bhandarima PHC	0	0	0	0	0	0
	18	Gachirampara PHC	0	0	0	0	0	0
			135	141	276	35	15	50

		South district						
South	1	Barpathari PHC	1	7	8	0	0	0
	2	Rajnarar PHC	3	0	3	1	1	2
	3	Niharnagar PHC	0	0	0	0	0	0
	4	Hrishyamukh CHC	0	0	0	0	0	0
	5	Matai PHC	2	0	2	0	0	0
	6	Ratanpur PHC	0	0	0	0	0	0
	7	Nalua PHC	3	5	8	1	0	1
	8	S B M M PHC	4	1	5	0	0	0
	9	Manubankul CHC	13	11	24	0	0	0
	10	Rupaicharri PHC	1	2	3	0	0	0
	11	Manubazar CHC	14	12	26	0	0	0
	12	Kalacharra PHC	31	22	53	1	2	3
	13	Dist. Hospital south	38	34	72	7	4	11
	14	Belonia SDH	35	39	74	3	2	5
	15	Sabroom SDH	16	9	25	0	0	0
	16	Baikhora PHC	11	14	25	1	0	1
	17	Kowaifung PHC	2	1	3	0	0	0
	18	Muhuripur PHC	0	0	0	0	0	0
	19	Jolaibari CHC	10	10	20	0	0	0
	20	Paikhoia PHC	3	3	6	0	0	0
	21	Srinagar CHC	8	4	12	0	0	0
	22	Chottakhola PHC	0	0	0	0	0	0
	23	Baisnabpur PHC	0	0	0	0	0	0
	24	Maicherra PHC	4	3	7	0	0	0
	25	Ramraibari PHC	0	0	0	0	0	0
		199	177	376	14	9	23	
STATE TOTAL		1548	1462	3010	356	210	566	

Source:- crsorgi.gov.in

Prepared by

 27/11/2020


 Branch Officer (Statistics)
 Directorate of Family Welfare & PM
 Government of Tripura, Agartala

Online Registered Births & Deaths Monthly Report-October,2020- Non-Institution(Block)

District Name -Dhalai							
Sl.No.	Sub-District	Registered Birth			Registered Death		
		Male	Female	Total	Male	Female	Total
1	Salema	11	6	17	17	13	30
2	Manu	33	20	53	32	14	46
3	Ambassa	20	23	43	15	8	23
4	Chawmanu	4	5	9	19	7	26
5	Dumburnagar	8	9	17	7	3	10
6	Durgachowmuni	7	10	17	30	23	53
7	Ganganagar	8	9	17	4	1	5
8	Ralysabari	7	13	20	6	3	9
District Total		98	95	193	130	72	202

District Name -Gomati							
Sl.No.	Sub-District	Registered Birth			Registered Death		
		Male	Female	Total	Male	Female	Total
1	Kakraban	2	6	8	16	14	30
2	Amarpur	5	4	9	19	7	26
3	Ompi	7	4	11	7	4	11
4	Matabari	17	3	20	33	32	65
5	Karbook	25	11	36	10	13	23
6	Tepania	5	1	6	20	17	37
7	Silachari	6	14	20	8	7	15
8	Killa	4	5	9	6	8	14
District Total		71	48	119	119	102	221

District Name -Khowai							
Sl.No.	Sub-District	Registered Birth			Registered Death		
		Male	Female	Total	Male	Female	Total
1	Padmabil	13	13	26	22	13	35
2	Khowai	4	1	5	22	11	33
3	Tulasikhar	8	10	18	12	9	21
4	Kalyanpur	1	1	2	21	11	32
5	Teliamura	11	16	27	34	25	59
6	Mungiakami	6	6	12	7	5	12
District Total		43	47	90	118	74	192

District Name -North							
Sl.No.	Sub-District	Registered Birth			Registered Death		
		Male	Female	Total	Male	Female	Total
1	Kadamtala	14	23	37	23	21	44
2	Panisagar	22	16	38	17	16	33
3	Damcharra	7	9	16	5	2	7
4	Dasda	52	49	101	22	5	27
5	Jampui hill	9	12	21	7	2	9
6	Kalacharra	10	14	24	9	12	21
7	Jubarajnagar	24	17	41	37	15	52
8	Laljuri	39	26	65	18	11	29
District Total		177	166	343	138	84	222


District Name -Sepahijala							
Sl.No.	Sub-District	Registered Birth			Registered Death		
		Male	Female	Total	Male	Female	Total
1	Jampuijalla	72	69	141	28	9	37
2	Bishalgarh	13	11	24	34	26	60
3	Boxanagar	18	25	43	25	9	34
4	Kathalia	19	12	31	17	14	31
5	Nalchar	15	12	27	15	15	30
6	Mohanbhog	9	8	17	10	6	16
7	Charilam	8	8	16	18	6	24
District Total		154	145	299	147	85	232

District Name -South							
Sl.No.	Sub-District	Registered Birth			Registered Death		
		Male	Female	Total	Male	Female	Total
1	Rajnagar	2	2	4	14	9	23
2	Hrishyamukh	9	8	17	15	13	28
3	Bagafa	6	1	7	19	13	32
4	Rupaichari	22	21	43	6	3	9
5	Satchand	25	14	39	17	5	22
6	Jolai Bari	12	11	23	18	13	31
7	Bharat Chandra Nagar	10	4	14	9	11	20
8	Poangbari	6	1	7	1	0	1
District Total		92	62	154	99	67	166

District Name -Unakoti							
Sl.No.	Sub-District	Registered Birth			Registered Death		
		Male	Female	Total	Male	Female	Total
1	Gournagar	39	46	85	27	17	44
2	Pecharthal	19	24	43	20	7	27
3	Kumarghat	18	23	41	39	32	71
4	Chandipur	23	15	38	24	10	34
District Total		99	108	207	110	66	176

District Name -West							
Sl.No.	Sub-District	Registered Birth			Registered Death		
		Male	Female	Total	Male	Female	Total
1	Mohanpur	4	2	6	17	12	29
2	Hezamara	12	11	23	26	11	37
3	Mandai	5	5	10	9	9	18
4	Jirania	1	2	3	22	17	39
5	Dukli	3	4	7	26	15	41
6	Lefunga	4	5	9	8	7	15
7	Belbari	4	4	8	17	8	25
8	Old Agartala	7	2	9	24	11	35
9	Bamutia	3	3	6	19	12	31
District Total		43	38	81	168	102	270
Grand Total Block		777	709	1486	1029	652	1681


Source:-crsorgi.gov.in

Prepared by

 27/11/2020

Branch Officer (Statistics)
 Directorate of Family Welfare & PM
 Government of Tripura, Agartala

Online Registered Births & Deaths Monthly Report for October,2020- Non-Institution(Urban)							
Dhalai District		Registered Births			Registered Deaths		
Sl.No		Male	Female	Total	Male	Female	Total
1	Kamajpur Nagar panchayet	2	1	3	4	1	5
2	Ambassa Municipal Council	0	1	1	7	6	13
	District Total	2	2	4	11	7	18
Gomati District		Registered Births			Registered Death		
Sl.No		Male	Female	Total	Male	Female	Total
1	Udaipur Municipal Council	6	2	8	6	6	12
2	Amarpur Nagar Panchayet	0	0	0	4	2	6
	District Total	6	2	8	10	8	18
Khowai District		Registered Births			Registered Death		
Sl.No		Male	Female	Total	Male	Female	Total
1	Khowai Municipal Council	2	0	2	6	6	12
2	Teliamura Municipal Council	1	0	1	4	8	12
	District Total	3	0	3	10	14	24
North Tripura		Registered Births			Registered Death		
Sl.No		Male	Female	Total	Male	Female	Total
1	Panisagar Nagar Panchayet	3	2	5	4	2	6
2	Dharmanagar Municipal Council	9	7	16	12	10	22
	District Total	12	9	21	16	12	28
Sepahijala District		Registered Births			Registered Death		
Sl.No		Male	Female	Total	Male	Female	Total
1	Bishalgarh Municipal Council	2	1	3	12	8	20
2	Melaghar Municipal Council	2	2	4	5	1	6
3	Sonamura Nagar Panchayet	0	1	1	4	0	4
	District Total	4	4	8	21	9	30
South Tripura		Registered Births			Registered Death		
Sl.No		Male	Female	Total	Male	Female	Total
1	Santirbazar Municipal Council	0	0	0	8	2	10
2	Belonia Municipal Council	0	1	1	10	6	16
3	Sabroom Nagar Panchayet	0	0	0	2	0	2
	District Total	0	1	1	20	8	28
Unakoti District		Registered Births			Registered Death		
Sl.No		Male	Female	Total	Male	Female	Total
1	Kailasahar Municipal Council	28	24	52	7	7	14
2	Kumarghat Municipal Council	2	0	2	5	0	5
	District Total	30	24	54	12	7	19
West Tripura		Registered Births			Registered Death		
Sl.No		Male	Female	Total	Male	Female	Total
1	Ranirbazar Municipal Council	1	1	2	4	4	8
2	Agartala Municipal Corporation	216	174	390	197	102	299
3	Mohanpur Municipal Council	3	1	4	3	4	7
4	Jirania Nagar Panchayet	0	0	0	0	2	2
	District Total	220	176	396	204	112	316
	Grand Total Urban	277	218	495	304	177	481

Source:-crsorgi.gov.in

Prepared by

 27/11/2020

Branch Officer (Statistics)
 Directorate of Family Welfare & PM
 Government of Tripura, Agartala