



Summary Reports of Online Registered Births & Deaths -October,2021							
Type of Registration Unit	Total No of RU	Registered Births			Registered Deaths		
		Male	Female	Total	Male	Female	Total
Health Institutiion	161	1554	1474	3028	352	225	577
Gram Panchayat (595) & Village Council(586)	1181	719	662	1382	865	598	1463
Urban(AMC/MC/ NP)	20	229	220	449	170	150	320
<b>State Total</b>	<b>1362</b>	<b>2502</b>	<b>2356</b>	<b>4859</b>	<b>1387</b>	<b>973</b>	<b>2360</b>

Note: Total is inclusive of transgender birth Unakoti District -1

Source:-crsorgi.gov.in

Prepared by  
  
 12/11/2021

  
 Branch Officer ( Statistics)  
 Directorate of Family Welfare & PM  
 Government of Tripura,Agartala

**Online Registered Births & Deaths October-2021(Institution)**

District	Sl.No	Hospital Name	Registered Birth			Registered Death		
			Male	Female	Total	Male	Female	Total
Dhalai	Dhalai district							
	1	Chawmanu CHC	72	62	134	7	3	10
	2	Manikpur PHC	0	0	0	0	0	0
	3	Dhuamachara PHC	5	6	11	0	0	0
	4	Ganganagar PHC	10	9	19	0	0	0
	5	Salema PHC	0	0	0	0	0	0
	6	Nakashipara PHC	1	1	2	0	0	0
	7	Chailengta SDH, LTV	15	15	30	0	0	0
	8	Manu CHC	20	14	34	0	0	0
	9	82-Miles PHC	7	3	10	1	0	1
	10	Nepatila PHC	9	10	19	1	1	2
	11	Kulai Dist. Hospital	13	14	27	13	13	26
	12	Gandacherra SDH	29	23	52	0	0	0
	13	BSM SDH, kamalpur	38	32	70	5	1	6
	14	Maracharra PHC	4	1	5	0	1	1
	15	Raisyabari PHC	0	0	0	0	0	0
	16	Ambassa PHC	10	18	28	0	0	0
	17	Lalcharra PHC	0	0	0	0	0	0
			<b>233</b>	<b>208</b>	<b>441</b>	<b>27</b>	<b>19</b>	<b>46</b>
Unakoti	Unakoti District							
	1	Rgm Hospital	0	0	0	0	0	0
	2	Unakoti Dist. Hospital	0	1	1	8	6	14
	3	Kumarghat CHC	0	0	0	0	0	0
	4	Fatikroy PHC	2	6	8	0	0	0
	5	Dhanbilash PHC	0	0	0	0	0	0
	6	Pecharthal PHC	0	0	0	0	0	0
	7	Kanchanbari PHC	4	8	12	0	2	2
	8	Machmara PHC	0	0	0	0	0	0
			<b>6</b>	<b>15</b>	<b>21</b>	<b>8</b>	<b>8</b>	<b>16</b>
Sepahijala	Sepahijala District							
	1	Sonamura CHC	1	0	1	0	0	0
	2	Takarjala CHC	0	0	0	1	1	2
	3	Dhanpur PHC	1	4	5	0	0	0
	4	Motinagar PHC	5	7	12	1	0	1
	5	Kamalagar PHC	0	0	0	0	0	0
	6	Jumerdhepa PHC	1	0	1	0	1	1
	7	Bishramganja PHC	17	8	25	1	0	1
	8	Madhupur PHC	5	5	10	0	0	0
	9	Boxanagar CHC	2	4	6	0	1	1
	10	Kathalia CHC	15	19	34	0	0	0
	11	Taibandal PHC	0	0	0	0	0	0
	12	Bishalgarh SDH	32	27	59	0	0	0
	13	Microspara PHC	2	0	2	0	0	0
	14	Melaghar SDH	0	0	0	2	0	2
	15	Dayarampara PHC	0	0	0	0	0	0
	16	Nidaya PHC	2	6	8	0	0	0
	17	Thelakum PHC	0	0	0	0	0	0
	18	Lalsingmura PHC	0	0	0	0	0	0
	19	Jampuijala PHC	0	0	0	0	0	0
20	Taksapara PHC	0	0	0	0	0	0	
			<b>83</b>	<b>80</b>	<b>163</b>	<b>5</b>	<b>3</b>	<b>8</b>
Khowai	Khowai District							
	1	Tulashikhar PHC	0	0	0	1	0	1
	2	Behalabari PHC	7	6	13	0	0	0
	3	Kalyanpur CHC	2	3	5	0	0	0
	4	Chebri PHC	0	0	0	0	0	0
	5	Baijalbari PHC	2	6	8	0	0	0
	6	Ratanpur PHC	0	0	0	0	0	0
7	Teliamura SDH	0	0	0	4	2	6	


12/11/2021


	8	Mungiakami PHC	1	0	1	0	0	0
	9	Khowai Dist. Hospital	106	81	187	4	1	5
			<b>118</b>	<b>96</b>	<b>214</b>	<b>9</b>	<b>3</b>	<b>12</b>
		West District						
West	1	Chachubazar PHC	3	0	3	0	0	0
	2	Katlamara PHC	0	0	0	0	0	0
	3	Mandai PHC	0	0	0	0	0	0
	4	Borakha PHC	4	3	7	0	0	0
	5	Kherengbar TTAADC Hospital	53	29	82	1	0	1
	6	Anandanagar PHC	12	10	22	0	0	0
	7	AGMC & GBP Hospital	224	215	439	203	126	329
	8	Tripura medical college	32	33	65	14	6	20
	9	IGM Hospital	298	306	604	22	19	41
	10	Narshinghar PHC	2	0	2	0	0	0
	11	Bamutia PHC	1	0	1	0	0	0
	12	Mohanpur CHC	11	13	24	0	0	0
	13	Jirania CHC	4	3	7	0	0	0
	14	Ranirbazar PHC	0	0	0	0	0	0
	15	Gandhigram PHC	0	0	0	0	0	0
	16	Cancer hospital	0	0	0	18	11	29
	17	State homeopath hospital	0	0	0	0	0	0
	18	State ayurvedic hospital	0	0	0	0	0	0
	19	Kanchanmala PHC	0	0	0	0	0	0
	20	Champaknagar PHC	0	0	0	0	0	0
	21	CAPFS composite hospital BSF	0	0	0	0	0	0
	22	Bidhya Debbarma Memorial PHC,Lefunga	0	0	0	0	0	0
	23	Army hospital Khejurbagan	0	0	0	0	0	0
	24	Hezamara PHC	0	3	3	0	0	0
			<b>644</b>	<b>615</b>	<b>1259</b>	<b>258</b>	<b>162</b>	<b>420</b>
		Gomati district						
Gomati	1	Kakraban PHC	3	1	4	0	1	1
	2	Tulamura PHC	1	2	3	0	0	0
	3	Nutanbazar CHC	10	15	25	0	0	0
	4	Ompi CHC	9	7	16	0	0	0
	5	Maharani PHC	0	2	2	0	0	0
	6	Chellagang PHC	4	1	5	0	0	0
	7	District hospital gomati	91	74	165	10	7	17
	8	Tripura sundari SDH	1	0	1	0	0	0
	9	Silachari PHC	1	0	1	0	0	0
	10	Killa PHC	6	4	10	0	0	0
	11	Atharobhola PHC	1	3	4	0	0	0
	12	Amarpur SDH	19	12	31	1	2	3
	13	Karbook CHC	12	13	25	0	0	0
	14	Gorakhappa PHC	0	0	0	0	0	0
	15	Garjee PHC	8	9	17	0	0	0
	16	Taidu PHC	0	0	0	0	0	0
			<b>166</b>	<b>143</b>	<b>309</b>	<b>11</b>	<b>10</b>	<b>21</b>
		North district						
North	1	Kadamtala PHC	0	1	1	0	0	0
	2	Tilthai PHC	1	4	5	1	0	1
	3	Damcharra PHC	1	0	1	1	0	1
	4	Khedacharra PHC	0	0	0	0	0	0
	5	Anandabazar CHC	26	21	47	2	0	2
	6	Dasda PHC	4	8	12	1	0	1
	7	DIST. Hospital,NORTH	31	37	68	11	12	23
	8	Sanicherra PHC	1	3	4	0	0	0
	9	Uphakhali PHC	7	4	11	2	1	3
	10	Panisagar CHC	9	3	12	1	3	4
	11	Brajendranagar PHC	8	8	16	1	0	1
	12	Bungnung PHC	0	1	1	0	0	0
	13	Kanchanpur SDH	16	19	35	3	1	4
	14	Jalebasa PHC	4	3	7	0	0	0

12/11/2021

	15	Jampui PHC	1	3	4	0	0	0
	16	Laljuri PHC	0	0	0	0	0	0
	17	Bhandarima PHC	0	0	0	0	0	0
	18	Gachirampara PHC	1	2	3	2	0	2
			<b>110</b>	<b>117</b>	<b>227</b>	<b>25</b>	<b>17</b>	<b>42</b>
		<b>South district</b>						
	1	Barpathari PHC	3	3	6	0	0	0
	2	Rajnagar CHC	14	10	24	0	0	0
	3	Niharnagar PHC	8	6	14	0	0	0
	4	Hrishyamukh CHC	2	3	5	0	0	0
	5	Matai PHC	0	3	3	0	0	0
	6	Ratanpur PHC	0	0	0	0	0	0
	7	Nalua PHC	0	0	0	0	0	0
	8	S B M M PHC	15	13	28	0	0	0
	9	Manubankul CHC	9	12	21	0	1	1
	10	Rupaicharri PHC	0	0	0	0	0	0
	11	Manubazar CHC	10	11	21	2	1	3
	12	Kalacharra PHC	23	32	55	4	0	4
	13	Dist. hospital south	35	30	65	0	0	0
	14	Belonia SDH	16	17	33	0	0	0
	15	Sabroom SDH	10	7	17	1	0	1
	16	Baikhora PHC	20	21	41	0	0	0
	17	Kowaifung PHC	6	5	11	0	0	0
	18	Muhuripur PHC	2	1	3	0	0	0
	19	Jolaibari CHC	16	10	26	1	0	1
	20	Paikhola PHC	0	0	0	0	0	0
	21	Srinagar CHC	1	4	5	0	0	0
	22	Chottakhola PHC	2	1	3	0	0	0
	23	Baisnabpur PHC	1	4	5	0	0	0
	24	Maicherra PHC	1	7	8	0	0	0
	25	Ramraibari PHC	0	0	0	0	0	0
	26	Twikormo Hospital	0	0	0	1	1	2
			<b>194</b>	<b>200</b>	<b>394</b>	<b>9</b>	<b>3</b>	<b>12</b>
		<b>STATE TOTAL</b>	<b>1554</b>	<b>1474</b>	<b>3028</b>	<b>352</b>	<b>225</b>	<b>577</b>

Source:-crsorgi.gov.in

Prepared by  
  
 12/11/2021

  
 12/11  
 Branch Officer ( Statistics )  
 Directorate of Family Welfare & PM  
 Government of Tripura, Agartala

**Online Registered Births & Deaths Monthly Report-October,2021- Non-Institution(Block)**

**District Name -Dhalai**

Sl.No.	Sub-District	Registered Birth			Registered Death		
		Male	Female	Total	Male	Female	Total
1	Salema	7	6	13	14	8	22
2	Manu	20	11	31	25	10	35
3	Ambassa	14	4	18	5	1	6
4	Chawmanu	5	2	7	4	1	5
5	Dumburnagar	3	7	10	4	4	8
6	Durgachowmuni	7	5	12	13	11	24
7	Ganganagar	6	4	10	1	0	1
8	Raiysabari	8	9	17	9	4	13
<b>District Total</b>		<b>70</b>	<b>48</b>	<b>118</b>	<b>75</b>	<b>39</b>	<b>114</b>

**District Name -Gomati**

Sl.No.	Sub-District	Registered Birth			Registered Death		
		Male	Female	Total	Male	Female	Total
1	Kakraban	4	2	6	15	7	22
2	Amarpur	6	3	9	8	5	13
3	Ompi	5	4	9	9	5	14
4	Matabari	10	10	20	26	20	46
5	Karbook	3	8	11	5	3	8
6	Tepania	1	1	2	11	4	15
7	Silachari	1	4	5	2	1	3
8	Killa	12	6	18	14	5	19
<b>District Total</b>		<b>42</b>	<b>38</b>	<b>80</b>	<b>90</b>	<b>50</b>	<b>140</b>

**District Name -Khowai**

Sl.No.	Sub-District	Registered Birth			Registered Death		
		Male	Female	Total	Male	Female	Total
1	Padmabil	12	14	26	24	9	33
2	Khowai	2	4	6	14	13	27
3	Tulasikhar	6	5	11	8	7	15
4	Kalyanpur	4	1	5	7	3	10
5	Teliamura	13	6	19	22	15	37
6	Mungiakami	9	8	17	9	3	12
<b>District Total</b>		<b>46</b>	<b>38</b>	<b>84</b>	<b>84</b>	<b>50</b>	<b>134</b>

**District Name -North**

Sl.No.	Sub-District	Registered Birth			Registered Death		
		Male	Female	Total	Male	Female	Total
1	Kadamtala	18	19	37	17	18	35
2	Panisagar	9	18	27	14	10	24
3	Damcharra	2	4	6	2	2	4
4	Dasda	50	50	100	18	8	26
5	Jampui hill	2	2	4	1	0	1
6	Kalacharra	14	7	21	14	13	27
7	Jubarajnagar	9	6	15	25	13	38
8	Laljuri	13	7	20	12	11	23
<b>District Total</b>		<b>117</b>	<b>113</b>	<b>230</b>	<b>103</b>	<b>75</b>	<b>178</b>

12/11/2021

District Name -Sepahijala							
Sl.No.	Sub-District	Registered Birth			Registered Death		
		Male	Female	Total	Male	Female	Total
1	Jampuijalla	27	36	63	20	12	32
2	Bishalgarh	22	15	37	41	38	79
3	Boxanagar	35	30	65	26	25	51
4	Kathalia	4	7	11	14	10	24
5	Nalchar	13	10	23	14	8	22
6	Mohanbhog	13	6	19	17	10	27
7	Charilam	12	2	14	13	14	27
District Total		126	106	232	145	117	262
District Name -South							
Sl.No.	Sub-District	Registered Birth			Registered Death		
		Male	Female	Total	Male	Female	Total
1	Rajnagar	0	3	3	2	1	3
2	Hrishyamukh	14	15	29	14	14	28
3	Bakafa	5	3	8	18	21	39
4	Rupaichari	22	24	46	18	11	29
5	Satchand	86	93	179	48	22	70
6	Jolai Bari	5	3	8	19	11	30
7	Bharat Chandra Nagar	6	3	9	5	5	10
8	Poangbari	10	8	18	12	3	15
District Total		148	152	300	136	88	224
District Name -Unakoti							
Sl.No.	Sub-District	Registered Birth			Registered Death		
		Male	Female	Total	Male	Female	Total
1	Gournagar	64	69	134	34	26	60
2	Pecharthal	31	30	61	19	12	31
3	Kumarghat	21	11	32	23	23	46
4	Chandipur	8	8	16	6	5	11
District Total		124	118	243	82	66	148
District Name -West							
Sl.No.	Sub-District	Registered Birth			Registered Death		
		Male	Female	Total	Male	Female	Total
1	Mohanpur	9	4	13	21	24	45
2	Hezamara	4	3	7	13	8	21
3	Mandai	14	19	33	27	14	41
4	Jirania	1	4	5	16	9	25
5	Dukli	2	2	4	22	17	39
6	Lefunga	3	0	3	2	3	5
7	Belbari	6	12	18	12	12	24
8	Old Agartala	5	1	6	30	18	48
9	Bamutia	2	4	6	7	8	15
District Total		46	49	95	150	113	263
Grand Total Block		719	662	1382	865	598	1463

Note: Total is inclusive of transgender birth Unakoti District -1

Source:-crsorgi.gov.in


Prepared by

12/11/2021

Branch Officer ( Statistics )  
Directorate of Family Welfare & PM

Online Registered Births & Deaths Monthly Report for October,2021- Non-Institution(Urban)							
Dhalai District		Registered Births			Registered Deaths		
Sl.No		Male	Female	Total	Male	Female	Total
1	Kamalpur Nagar panchayet	0	0	0	2	7	9
2	Ambassa Municipal Council	2	1	3	6	3	9
	District Total	2	1	3	8	10	18
Gomati District		Registered Births			Registered Death		
Sl.No		Male	Female	Total	Male	Female	Total
1	Udaipur Municipal Council	0	2	2	4	4	8
2	Amarpur Nagar Panchayet	0	0	0	1	2	3
	District Total	0	2	2	5	6	11
Khowai District		Registered Births			Registered Death		
Sl.No		Male	Female	Total	Male	Female	Total
1	Khowai Municipal Council	0	2	2	2	5	7
2	Teliamura Municipal Council	1	0	1	3	3	6
	District Total	1	2	3	5	8	13
North Tripura		Registered Births			Registered Death		
Sl.No		Male	Female	Total	Male	Female	Total
1	Panisagar Nagar Panchayet	2	2	4	1	0	1
2	Dharmanagar Municipal Council	11	9	20	5	10	15
	District Total	13	11	24	6	10	16
Sepahijala District		Registered Births			Registered Death		
Sl.No		Male	Female	Total	Male	Female	Total
1	Bishalgarh Municipal Council	0	0	0	2	3	5
2	Melaghar Municipal Council	2	2	4	3	3	6
3	Sonamura Nagar Panchayet	0	0	0	3	1	4
	District Total	2	2	4	8	7	15
South Tripura		Registered Births			Registered Death		
Sl.No		Male	Female	Total	Male	Female	Total
1	Santirbazar Municipal Council	0	2	2	6	2	8
2	Belonia Municipal Council	1	0	1	2	7	9
3	Sabroom Nagar Panchayet	0	0	0	3	1	4
	District Total	1	2	3	11	10	21
Unakoti District		Registered Births			Registered Death		
Sl.No		Male	Female	Total	Male	Female	Total
1	Kailasahar Municipal Council	9	11	20	10	1	11
2	Kumarghat Municipal Council	0	0	0	3	4	7
	District Total	9	11	20	13	5	18
West Tripura		Registered Births			Registered Death		
Sl.No		Male	Female	Total	Male	Female	Total
1	Ranirbazar Municipal Council	7	1	8	7	6	13
2	Agartala Municipal Corporation	193	187	380	103	81	184
3	Mohanpur Municipal Council	0	1	1	1	4	5
4	Jirania Nagar Panchayet	1	0	1	3	3	6
	District Total	201	189	390	114	94	208
	Grand Total Urban	229	220	449	170	150	320

Source:-crsorgi.gov.in

Prepared by  
  
 12/11/2021

Branch Officer (Statistics)  
 Directorate of Family Welfare & PM  
 Government of Tripura, Agartala