


Summary Reports of Online Registered Births & Deaths -September,2021							
Type of Registration Unit	Total No of RU	Registered Births			Registered Deaths		
		Male	Female	Total	Male	Female	Total
Health Institution	161	2039	1984	4023	484	311	795
Gram Panchayat (595) & Village Council(586)	1181	725	620	1346	1231	814	2045
Urban(AMC/MC/ NP)	20	252	251	503	273	220	493
<b>State Total</b>	<b>1362</b>	<b>3016</b>	<b>2855</b>	<b>5872</b>	<b>1988</b>	<b>1345</b>	<b>3333</b>

Note: Total is inclusive of transgender birth West District -1

Source:-crsorgi.gov.in

Prepared by  
  
 26/10/2021



Branch Officer ( Statistics)  
 Directorate of Family Welfare & PM  
 Government of Tripura,Agartala

**Online Registered Births & Deaths September-2021(Institution)**

District	Sl.No	Hospital Name	Registered Birth			Registered Death		
			Male	Female	Total	Male	Female	Total
Dhalai	Dhalai district							
	1	Chawmanu CHC	112	97	209	25	13	38
	2	Manikpur PHC	7	10	17	0	0	0
	3	Dhuamachara PHC	9	7	16	0	0	0
	4	Ganganagar PHC	1	5	6	0	0	0
	5	Salema PHC	0	0	0	1	1	2
	6	Nakashipara PHC	2	1	3	0	0	0
	7	Chailengta SDH, LTV	6	6	12	2	0	2
	8	Manu CHC	22	10	32	3	0	3
	9	82-Miles PHC	5	3	8	1	1	2
	10	Nepatila PHC	6	3	9	0	2	2
	11	Kulai Dist. Hospital	69	51	120	15	8	23
	12	Gandacherra SDH	46	30	76	4	0	4
	13	BSM SDH, kamalpur	26	24	50	5	5	10
	14	Maracharra PHC	6	3	9	0	1	1
	15	Raisyabari PHC	14	6	20	0	0	0
	16	Ambassa PHC	0	0	0	0	0	0
17	Lalcharra PHC	0	0	0	0	0	0	
			<b>331</b>	<b>256</b>	<b>587</b>	<b>56</b>	<b>31</b>	<b>87</b>
Unakoti	Unakoti District							
	1	Rgm Hospital	0	0	0	2	0	2
	2	Unakoti Dist. Hospital	73	53	126	23	18	41
	3	Kumarghat CHC	3	8	11	2	0	2
	4	Fatikroy PHC	30	30	60	0	1	1
	5	Dhanbilash PHC	2	0	2	0	0	0
	6	Pecharthal PHC	0	0	0	0	0	0
	7	Kanchanbari PHC	8	5	13	0	1	1
8	Machmara PHC	0	0	0	0	0	0	
			<b>116</b>	<b>96</b>	<b>212</b>	<b>27</b>	<b>20</b>	<b>47</b>
Sepahijala	Sepahijala District							
	1	Sonamura CHC	6	6	12	0	0	0
	2	Takarjala CHC	6	6	12	1	0	1
	3	Dhanpur PHC	0	2	2	0	0	0
	4	Motinagar PHC	0	0	0	0	0	0
	5	Kamalagar PHC	2	0	2	0	0	0
	6	Jumerdhepa PHC	0	2	2	0	0	0
	7	Bishramganja PHC	7	16	23	0	0	0
	8	Madhupur PHC	0	4	4	0	0	0
	9	Boxanagar CHC	2	4	6	1	1	2
	10	Kathalia CHC	22	18	40	0	0	0
	11	Taibandal PHC	0	5	5	1	3	4
	12	Bishalgarh SDH	42	48	90	0	0	0
	13	Microspara PHC	0	0	0	0	0	0
	14	Melaghar SDH	96	101	197	3	3	6
	15	Dayarampara PHC	1	2	3	0	0	0
	16	Nidaya PHC	0	0	0	0	0	0
	17	Thelakum PHC	0	0	0	0	0	0
	18	Lalsingmura PHC	0	0	0	0	0	0
	19	Jampuijala PHC	0	0	0	0	0	0
20	Taksapara PHC	0	0	0	0	0	0	
			<b>184</b>	<b>214</b>	<b>398</b>	<b>6</b>	<b>7</b>	<b>13</b>
Khowai	Khowai District							
	1	Tulashikhar PHC	2	5	7	1	0	1
	2	Behalabari PHC	4	5	9	0	0	0
	3	Kalyanpur CHC	3	3	6	0	0	0
	4	Chebri PHC	0	0	0	0	0	0
	5	Baijalbari PHC	2	4	6	0	0	0
	6	Ratanpur PHC	4	2	6	0	0	0
7	Teliamura SDH	7	11	18	0	2	2	


26/10/2021


	8	Mungiakami PHC	0	1	1	0	0	0
	9	Khowai Dist. Hospital	35	50	85	5	0	5
			<b>57</b>	<b>81</b>	<b>138</b>	<b>6</b>	<b>2</b>	<b>8</b>
		<b>West District</b>						
West	1	Chachubazar PHC	14	6	20	0	0	0
	2	Katlamara PHC	9	9	18	0	0	0
	3	Mandai PHC	0	0	0	0	0	0
	4	Borakha PHC	6	6	12	0	0	0
	5	Kherengbar TTAADC Hospital	26	32	58	1	0	1
	6	Anandanagar PHC	0	0	0	0	0	0
	7	AGMC & GBP Hospital	230	228	458	229	136	365
	8	Tripura medical college	47	42	89	16	16	32
	9	IGM Hospital	267	264	531	31	27	58
	10	Narshingarh PHC	0	0	0	0	0	0
	11	Bamutia PHC	0	0	0	0	0	0
	12	Mohanpur CHC	8	9	17	3	3	6
	13	Jirania CHC	7	14	21	1	1	2
	14	Ranirbazar PHC	0	0	0	0	0	0
	15	Gandhigram PHC	0	0	0	0	0	0
	16	Cancer hospital	0	0	0	26	21	47
	17	State homeopath hospital	0	0	0	0	0	0
	18	State ayurvedic hospital	0	0	0	0	0	0
	19	Kanchanmala PHC	0	0	0	0	0	0
	20	Champaknagar PHC	0	0	0	0	0	0
	21	CAPFS composite hospital BSF	1	0	1	0	0	0
	22	Bidhya Debbarma Memorial PHC,Lefunga	1	1	2	0	0	0
	23	Army hospital Khejurbagan	0	0	0	0	0	0
			<b>616</b>	<b>611</b>	<b>1227</b>	<b>307</b>	<b>204</b>	<b>511</b>
		<b>Gomati district</b>						
Gomati	1	Kakraban PHC	2	0	2	1	0	1
	2	Tulamura PHC	6	3	9	1	0	1
	3	Nutanbazar CHC	19	16	35	0	0	0
	4	Ompi CHC	6	10	16	0	3	3
	5	Maharani PHC	1	1	2	1	0	1
	6	Chellagang PHC	1	2	3	0	0	0
	7	District hospital gomati	212	209	421	18	9	27
	8	Tripura sundari SDH	0	0	0	0	1	1
	9	Silachari PHC	3	5	8	0	0	0
	10	Killa PHC	9	6	15	0	0	0
	11	Atharobhola PHC	3	7	10	0	0	0
	12	Amarpur SDH	17	19	36	0	1	1
	13	Karbook CHC	13	12	25	1	0	1
	14	Gorakhappa PHC	0	0	0	0	0	0
	15	Garjee PHC	5	5	10	0	0	0
	16	Taidu PHC	5	4	9	5	0	5
			<b>302</b>	<b>299</b>	<b>601</b>	<b>27</b>	<b>14</b>	<b>41</b>
		<b>North district</b>						
North	1	Kadamtala PHC	6	4	10	3	0	3
	2	Tilthai PHC	3	4	7	0	0	0
	3	Damcharra PHC	24	12	36	0	0	0
	4	Khedacharra PHC	5	3	8	0	0	0
	5	Anandabazar CHC	0	3	3	1	0	1
	6	Dasda PHC	0	0	0	1	0	1
	7	DIST. Hospital,NORTH	135	133	268	28	17	45
	8	Sanicherra PHC	9	12	21	1	0	1
	9	Upthakhali PHC	7	11	18	2	0	2
	10	Panisagar CHC	0	2	2	0	0	0
	11	Brajendranagar PHC	1	0	1	1	0	1
	12	Bungnung PHC	0	1	1	1	0	1
	13	Kanchanpur SDH	19	15	34	2	0	2
	14	Jalebasa PHC	3	4	7	0	0	0
	15	Jampui PHC	2	5	7	1	0	1

26/10/2021

	16	Laljuri PHC	0	0	0	0	0	0
	17	Bhandarima PHC	0	0	0	0	0	0
	18	Gachirampara PHC	5	4	9	0	0	0
			219	213	432	41	17	58
		South district						
South	1	Barpathari PHC	4	5	9	0	0	0
	2	Rajnagar CHC	5	5	10	0	0	0
	3	Niharnagar PHC	17	14	31	0	1	1
	4	Hrishyamukh CHC	2	0	2	0	1	1
	5	Matai PHC	3	2	5	0	0	0
	6	Ratanpur PHC	5	2	7	0	0	0
	7	Nalua PHC	3	9	12	1	0	1
	8	S B M M PHC	0	0	0	0	0	0
	9	Manubankul CHC	19	12	31	0	0	0
	10	Rupaicharri PHC	1	4	5	0	0	0
	11	Manubazar CHC	9	12	21	2	1	3
	12	Kalacharra PHC	33	31	64	3	1	4
	13	Dist. hospital south	23	20	43	3	5	8
	14	Belonia SDH	41	31	72	4	3	7
	15	Sabroom SDH	6	5	11	0	0	0
	16	Baikhora PHC	4	11	15	0	1	1
	17	Kowaifung PHC	4	7	11	0	0	0
	18	Muhuripur PHC	4	2	6	0	0	0
	19	Jolaibari CHC	19	25	44	0	1	1
	20	Paikhola PHC	0	0	0	0	0	0
	21	Srinagar CHC	1	2	3	1	1	2
	22	Chottakhola PHC	3	9	12	0	0	0
	23	Baisnabpur PHC	8	5	13	0	0	0
	24	Maicherra PHC	0	0	0	0	0	0
	25	Ramraibari PHC	0	1	1	0	0	0
	26	Twikormo Hospital	0	0	0	0	1	1
			214	214	428	14	16	30
		STATE TOTAL	2039	1984	4023	484	311	795

Source:-crsorgi.gov.in

Prepared by  
  
 26/10/2021

  
 Branch Officer ( Statistics)  
 Directorate of Family Welfare & PM  
 Government of Tripura, Agartala

**Online Registered Births & Deaths Monthly Report-September,2021- Non-Institution(Block)**

**District Name -Dhalai**

Sl.No.	Sub-District	Registered Birth			Registered Death		
		Male	Female	Total	Male	Female	Total
1	Salema	14	14	28	9	10	19
2	Manu	26	19	45	25	18	43
3	Ambassa	48	39	87	16	12	28
4	Chawmanu	4	4	8	13	6	19
5	Dumburnagar	12	14	26	15	7	22
6	Durgachowmuni	19	10	29	34	20	54
7	Ganganagar	8	4	12	5	3	8
8	Raiysabari	0	1	1	1	4	5
<b>District Total</b>		<b>131</b>	<b>105</b>	<b>236</b>	<b>118</b>	<b>80</b>	<b>198</b>

**District Name -Gomati**

Sl.No.	Sub-District	Registered Birth			Registered Death		
		Male	Female	Total	Male	Female	Total
1	Kakraban	6	1	7	21	16	37
2	Amarpur	4	3	7	18	15	33
3	Ompi	7	3	10	35	20	55
4	Matabari	21	15	36	31	23	54
5	Karbook	19	10	29	13	8	21
6	Tepania	1	2	3	12	8	20
7	Silachari	1	2	3	5	0	5
8	Killa	6	5	11	23	7	30
<b>District Total</b>		<b>65</b>	<b>41</b>	<b>106</b>	<b>158</b>	<b>97</b>	<b>255</b>

**District Name -Khowai**

Sl.No.	Sub-District	Registered Birth			Registered Death		
		Male	Female	Total	Male	Female	Total
1	Padmabil	22	29	51	42	20	62
2	Khowai	4	5	9	37	24	61
3	Tulasikhar	7	5	12	14	7	21
4	Kalyanpur	4	4	8	21	13	34
5	Teliamura	13	8	21	40	27	67
6	Mungiakami	13	6	19	3	2	5
<b>District Total</b>		<b>63</b>	<b>57</b>	<b>120</b>	<b>157</b>	<b>93</b>	<b>250</b>

**District Name -North**

Sl.No.	Sub-District	Registered Birth			Registered Death		
		Male	Female	Total	Male	Female	Total
1	Kadamtala	17	9	26	18	22	40
2	Panisagar	23	13	36	23	8	31
3	Damcharra	10	5	15	8	8	16
4	Dasda	43	35	78	19	15	34
5	Jampui hill	11	11	22	13	5	18
6	Kalacharra	6	14	20	22	17	39
7	Jubarajnagar	17	10	27	19	19	38
8	Laljuri	14	10	24	20	9	29
<b>District Total</b>		<b>141</b>	<b>107</b>	<b>248</b>	<b>142</b>	<b>103</b>	<b>245</b>

*A*  
26/10/2021

District Name -Sepahijala							
Sl.No.	Sub-District	Registered Birth			Registered Death		
		Male	Female	Total	Male	Female	Total
1	Jampuijalla	44	53	97	55	23	78
2	Bishalgarh	9	19	28	40	36	76
3	Boxanagar	7	4	11	10	10	20
4	Kathalia	7	12	19	18	16	34
5	Nalchar	11	12	23	25	21	46
6	Mohanbhog	9	8	17	13	6	19
7	Charilam	17	16	33	41	22	63
District Total		104	124	228	202	134	336

District Name -South							
Sl.No.	Sub-District	Registered Birth			Registered Death		
		Male	Female	Total	Male	Female	Total
1	Rajnagar	1	1	2	30	15	45
2	Hrishyamukh	6	3	9	14	9	23
3	Bakafa	16	14	30	16	24	40
4	Rupaichari	21	22	43	17	13	30
5	Satchand	20	21	41	43	33	76
6	Jolai Bari	4	5	9	24	12	36
7	Bharat Chandra Nagar	5	2	7	3	6	9
8	Poangbari	2	2	4	7	5	12
District Total		75	70	145	154	117	271

District Name -Unakoti							
Sl.No.	Sub-District	Registered Birth			Registered Death		
		Male	Female	Total	Male	Female	Total
1	Gournagar	29	17	46	25	17	42
2	Pecharthal	22	10	32	16	12	28
3	Kumarghat	21	24	45	38	22	60
4	Chandipur	18	10	28	24	12	36
District Total		90	61	151	103	63	166

District Name -West							
Sl.No.	Sub-District	Registered Birth			Registered Death		
		Male	Female	Total	Male	Female	Total
1	Mohanpur	7	4	11	22	14	36
2	Hezamara	10	11	21	14	7	21
3	Mandai	14	12	26	26	8	34
4	Jirania	2	3	5	16	14	30
5	Dukli	1	0	1	47	31	78
6	Lefunga	7	7	15	17	16	33
7	Belbari	12	13	25	30	9	39
8	Old Agartala	3	5	8	10	11	21
9	Bamutia	0	0	0	15	17	32
District Total		56	55	112	197	127	324
Grand Total Block		725	620	1346	1231	814	2045

Note: Total is inclusive of transgender birth West District -1

Source:-crsorgi.gov.in


Prepared by

*[Signature]*  
26/10/2021

*[Signature]*  
Branch Officer ( Statistics )  
Directorate of Family Welfare & PM

Online Registered Births & Deaths Monthly Report for September,2021- Non-Institution(Urban)							
Dhalai District		Registered Births			Registered Deaths		
Sl.No		Male	Female	Total	Male	Female	Total
1	Kamalpur Nagar panchayet	0	1	1	3	2	5
2	Ambassa Municipal Council	0	0	0	2	5	7
	District Total	0	1	1	5	7	12
Gomati District		Registered Births			Registered Death		
Sl.No		Male	Female	Total	Male	Female	Total
1	Udaipur Municipal Council	3	4	7	10	8	18
2	Amarpur Nagar Panchayet	0	0	0	2	5	7
	District Total	3	4	7	12	13	25
Khowai District		Registered Births			Registered Death		
Sl.No		Male	Female	Total	Male	Female	Total
1	Khowai Municipal Council	0	0	0	5	5	10
2	Teliamura Municipal Council	4	1	5	8	5	13
	District Total	4	1	5	13	10	23
North Tripura		Registered Births			Registered Death		
Sl.No		Male	Female	Total	Male	Female	Total
1	Panisagar Nagar Panchayet	3	5	8	3	6	9
2	Dharmanagar Municipal Council	3	8	11	15	10	25
	District Total	6	13	19	18	16	34
Sepahijala District		Registered Births			Registered Death		
Sl.No		Male	Female	Total	Male	Female	Total
1	Bishalgarh Municipal Council	4	3	7	6	6	12
2	Melaghar Municipal Council	1	0	1	4	4	8
3	Sonamura Nagar Panchayet	3	2	5	1	3	4
	District Total	8	5	13	11	13	24
South Tripura		Registered Births			Registered Death		
Sl.No		Male	Female	Total	Male	Female	Total
1	Santirbazar Municipal Council	4	5	9	9	7	16
2	Belonia Municipal Council	0	0	0	1	6	7
3	Sabroom Nagar Panchayet	3	0	3	3	6	9
	District Total	7	5	12	13	19	32
Unakoti District		Registered Births			Registered Death		
Sl.No		Male	Female	Total	Male	Female	Total
1	Kailasahar Municipal Council	9	14	23	14	8	22
2	Kumarghat Municipal Council	7	1	8	3	5	8
	District Total	16	15	31	17	13	30
West Tripura		Registered Births			Registered Death		
Sl.No		Male	Female	Total	Male	Female	Total
1	Ranirbazar Municipal Council	0	4	4	6	0	6
2	Agartala Municipal Corporation	204	200	404	165	118	283
3	Mohanpur Municipal Council	0	3	3	11	9	20
4	Jirania Nagar Panchayet	4	0	4	2	2	4
	District Total	208	207	415	184	129	313
	Grand Total Urban	252	251	503	273	220	493

Source:-crsorgi.gov.in

Prepared by  
  
 26/10/2021

Branch Officer ( Statistics )  
 Directorate of Family Welfare & PM  
 Government of Tripura, Agartala