


Summary Reports of Online Registered Births & Deaths -August,2023

Type of Registration Unit	Total No of RU	Registered Births			Registered Deaths		
		Male	Female	Total	Male	Female	Total
Health Institution	161	1777	1752	3529	408	202	610
Gram Panchayat (589) & Village Council(587)	1176	1050	977	2027	834	685	1519
Urban(AMC/MC/ NP)	20	261	256	517	201	186	387
State Total	1357	3088	2985	6073	1443	1073	2516

Source:-crsorgi.gov.in

Prepared by


22-09-2023


22/9/2023
Statistical Officer

Directorate of Family Welfare & PM
Government of Tripura,Agartala

Online Registered Births & Deaths August 2023(Institution)								
District	Sl.No	Hospital Name	Registered Birth			Registered Death		
			Male	Female	Total	Male	Female	Total
Dhalai	Dhalai district							
	1	Chawmanu CHC	12	13	25	0	0	0
	2	Manikpur PHC	5	14	19	0	0	0
	3	Dhuamachara PHC	9	11	20	0	0	0
	4	Ganganagar PHC	3	13	16	0	0	0
	5	Salema PHC	1	0	1	0	0	0
	6	Nakashipara PHC	0	0	0	0	0	0
	7	Chailengta SDH, LTV	14	3	17	0	0	0
	8	Manu CHC	13	14	27	0	0	0
	9	82-Miles PHC	7	10	17	0	0	0
	10	Nepatila PHC	9	11	20	1	2	3
	11	Kulai Dist. Hospital	59	82	141	21	6	27
	12	Gandacherra SDH	44	29	73	4	2	6
	13	BSM SDH, kamalpur	33	28	61	3	5	8
	14	Maracharra PHC	0	0	0	0	0	0
	15	Raisyabari PHC	11	10	21	0	0	0
	16	Ambassa PHC	1	1	2	0	0	0
17	Lalcharra PHC	0	0	0	0	0	0	
			221	239	460	29	15	44
Unakoti	Unakoti District							
	1	Rgm Hospital	0	0	0	0	0	0
	2	Unakoti Dist. Hospital	113	100	213	12	3	15
	3	Kumarghat SDH	1	1	2	1	2	3
	4	Fatikroy PHC	2	1	3	2	0	2
	5	Dhanbilash PHC	2	2	4	0	0	0
	6	Pecharthal PHC	27	22	49	0	1	1
	7	Kanchanbari PHC	2	1	3	0	0	0
	8	Machmara PHC	15	14	29	2	0	2
			162	141	303	17	6	23
Sepahijala	Sepahijala District							
	1	Sonamura CHC	5	2	7	0	0	0
	2	Takarjala CHC	3	6	9	0	1	1
	3	Dhanpur PHC	1	1	2	0	0	0
	4	Matinagar PHC	2	2	4	0	0	0
	5	Kamalagar PHC	3	1	4	0	0	0
	6	Jumerdhepa PHC	1	1	2	0	0	0
	7	Bishramganja PHC	9	5	14	0	1	1
	8	Madhupur PHC	3	5	8	0	0	0
	9	Boxanagar CHC	9	1	10	1	0	1
	10	Kathalia CHC	17	19	36	1	0	1
	11	Taibandal PHC	9	4	13	0	0	0
	12	Bishalgarh SDH	15	28	43	0	0	0
	13	Microspara PHC	2	1	3	0	0	0
	14	Melaghar SDH	68	60	128	3	3	6
	15	Dayarampara PHC	0	0	0	0	0	0
	16	Nidaya PHC	0	0	0	0	0	0
	17	Thelakum PHC	0	0	0	0	0	0
	18	Lalsingmura PHC	0	0	0	0	0	0
	19	Jampuijala PHC	0	1	1	0	0	0
20	Taxapara PHC	2	1	3	0	0	0	
			149	138	287	5	5	10
Khowai	Khowai District							
	1	Tulashikhar PHC	2	2	4	0	1	1
	2	Behalabari PHC	3	0	3	1	0	1
	3	Kalyanpur CHC	0	0	0	0	0	0
	4	Chebri PHC	0	0	0	0	0	0
	5	Baijalbari PHC	0	0	0	0	0	0
	6	Ratanpur PHC	0	0	0	0	0	0
7	Teliamura SDH	18	19	37	2	6	8	


22-09-2023


	8	Mungiakami PHC	0	0	0	0	0	0
	9	Khowai Dist. Hospital	43	42	85	10	6	16
	10	Ampura PHC	0	2	2	0	0	0
			66	65	131	13	13	26
West	West District							
	1	Chachubazar PHC	0	0	0	0	0	0
	2	Katlamara PHC	4	7	11	3	0	3
	3	Mandai PHC	6	2	8	0	0	0
	4	Borakha PHC	0	0	0	0	0	0
	5	Kherengbar TTAADC Hospital	26	27	53	0	0	0
	6	Anandanagar PHC	0	1	1	1	0	1
	7	AGMC & GBP Hospital	276	293	569	209	104	313
	8	Tripura medical college	45	49	94	17	7	24
	9	IGM Hospital	224	237	461	21	11	32
	10	Narshingarh PHC	0	0	0	0	0	0
	11	Bamutia PHC	0	1	1	0	0	0
	12	Mohanpur CHC	6	2	8	2	1	3
	13	Jirania CHC	11	9	20	1	0	1
	14	Ranirbazar PHC	2	2	4	0	0	0
	15	Gandhigram PHC	0	1	1	0	0	0
	16	Cancer hospital	0	0	0	37	16	53
	17	State homeopath hospital	0	0	0	0	0	0
	18	State ayurvedic hospital	0	0	0	0	0	0
	19	Kanchanmala PHC	0	0	0	0	0	0
	20	Champaknagar PHC	1	0	1	1	0	1
	21	CAPFS composite hospital BSF	1	2	3	0	0	0
	22	Bidhya Debbarma Memorial PHC,Lefunga	0	1	1	0	0	0
	23	Army hospital Khejurbagan	0	0	0	0	0	0
24	Hezamara PHC	1	1	2	0	0	0	
			603	635	1238	292	139	431
Gomati	Gomati district							
	1	Kakraban PHC	0	1	1	0	0	0
	2	Tulamura PHC	1	2	3	0	0	0
	3	Nutanbazar CHC	11	9	20	1	0	1
	4	Ompi CHC	7	10	17	0	0	0
	5	Maharani PHC	3	2	5	0	0	0
	6	Chellagang PHC	0	1	1	0	0	0
	7	District hospital gomati	92	87	179	15	3	18
	8	Tripura sundari SDH	0	0	0	0	0	0
	9	Silachari PHC	0	0	0	0	0	0
	10	Killa PHC	14	15	29	0	0	0
	11	Atharobhola PHC	0	6	6	0	0	0
	12	Amarpur SDH	14	12	26	2	1	3
	13	Karbook SDH	14	14	28	0	0	0
	14	Gorakhappa PHC	0	0	0	0	0	0
	15	Garjee PHC	0	0	0	0	0	0
16	Taidu PHC	8	6	14	1	0	1	
			164	165	329	19	4	23
North	North district							
	1	Kadamtala PHC	21	18	39	0	0	0
	2	Tilthai PHC	10	13	23	2	1	3
	3	Damcharra PHC	0	0	0	0	1	1
	4	Khedacharra PHC	3	0	3	1	0	1
	5	Anandabazar CHC	17	17	34	0	0	0
	6	Dasda PHC	14	4	18	0	0	0
	7	DIST. Hospital,NORTH	90	77	167	14	7	21
	8	Sanicherra PHC	30	22	52	0	2	2
	9	Upthakhali PHC	4	6	10	0	1	1
	10	Panisagar SDH	5	3	8	1	1	2
	11	Brajendranagar PHC	6	9	15	0	0	0
	12	Bungnung PHC	0	3	3	0	0	0
13	Kanchanpur SDH	17	21	38	0	2	2	

A
22-09-2023

	14	Jalebasa PHC	0	0	0	0	0	0
	15	Jampui PHC	1	2	3	0	0	0
	16	Laljuri PHC	10	15	25	0	1	1
	17	Bhandarima PHC	0	0	0	0	0	0
	18	Gachirampara PHC	7	6	13	0	0	0
			235	216	451	18	16	34
		South district						
South	1	Barpathari PHC	1	2	3	0	0	0
	2	Rajnagar CHC	3	3	6	0	0	0
	3	Niharnagar PHC	10	5	15	2	0	2
	4	Hrishyamukh CHC	3	4	7	1	0	1
	5	Matai PHC	3	0	3	1	0	1
	6	Ratanpur PHC	0	0	0	0	0	0
	7	Nalua PHC	7	2	9	0	0	0
	8	S B M M PHC	0	2	2	0	0	0
	9	Manubankul CHC	5	6	11	1	0	1
	10	Rupaicharri PHC	1	1	2	0	0	0
	11	Manubazar CHC	11	12	23	2	0	2
	12	Kalacharra PHC	35	25	60	0	0	0
	13	Dist. hospital south	27	22	49	6	1	7
	14	Belonia SDH	26	18	44	1	2	3
	15	Sabroom SDH	3	2	5	0	0	0
	16	Baikhora PHC	16	22	38	0	0	0
	17	Kowaifung PHC	2	2	4	0	1	1
	18	Muhuripur PHC	0	0	0	0	0	0
	19	Jolaibari CHC	16	17	33	1	0	1
	20	Paikhola PHC	0	0	0	0	0	0
	21	Srinagar CHC	7	5	12	0	0	0
	22	Chottakhola PHC	0	3	3	0	0	0
	23	Baisnabpur PHC	0	0	0	0	0	0
	24	Maicherra PHC	1	0	1	0	0	0
	25	Ramraibari PHC	0	0	0	0	0	0
	26	Twikormo Hospital	0	0	0	0	0	0
			177	153	330	15	4	19
		STATE TOTAL	1777	1752	3529	408	202	610

Source:-crsorgi.gov.in

Prepared by

 22-09-2023


 22/9/2023

Statistical Officer
 Directorate of Family Welfare & PM
 Government of Tripura, Agartala

Online Registered Births & Deaths Monthly Report-August,2023- Non-Institution(Block)

District Name -Dhalai

Sl.No.	Sub-District	Registered Birth			Registered Death		
		Male	Female	Total	Male	Female	Total
1	Salema	16	10	26	15	10	25
2	Manu	44	42	86	22	13	35
3	Ambassa	41	50	91	17	21	38
4	Chawmanu	2	3	5	10	5	15
5	Dumburnagar	20	11	31	12	8	20
6	Durgachowmuni	13	19	32	15	15	30
7	Ganganagar	15	7	22	1	1	2
8	Raiysabari	0	0	0	3	2	5
District Total		151	142	293	95	75	170

District Name -Gomati

Sl.No.	Sub-District	Registered Birth			Registered Death		
		Male	Female	Total	Male	Female	Total
1	Kakraban	8	11	19	18	12	30
2	Amarpur	2	4	6	15	9	24
3	Ompi	1	0	1	7	9	16
4	Matabari	13	11	24	27	23	50
5	Karbook	10	9	19	3	2	5
6	Tepania	9	9	18	8	9	17
7	Silachari	0	0	0	1	0	1
8	Killa	11	8	19	9	8	17
District Total		54	52	106	88	72	160

District Name -Khowai

Sl.No.	Sub-District	Registered Birth			Registered Death		
		Male	Female	Total	Male	Female	Total
1	Padmabil	87	80	167	24	15	39
2	Khowai	3	4	7	12	6	18
3	Tulasikhar	13	9	22	6	4	10
4	Kalyanpur	4	1	5	15	22	37
5	Teliamura	15	22	37	20	14	34
6	Mungiakami	35	31	66	14	12	26
District Total		157	147	304	91	73	164

District Name -North

Sl.No.	Sub-District	Registered Birth			Registered Death		
		Male	Female	Total	Male	Female	Total
1	Kadamtala	19	9	28	15	20	35
2	Panisagar	3	4	7	7	9	16
3	Damcharra	20	9	29	12	5	17
4	Dasda	41	32	73	29	18	47
5	Jampui hill	23	23	46	15	9	24
6	Kalacharra	9	19	28	18	12	30
7	Jubarajnagar	21	12	33	37	30	67
8	Laljuri	13	6	19	5	4	9
District Total		149	114	263	138	107	245

22-09-2023

District Name -Sepahijala							
Sl.No.	Sub-District	Registered Birth			Registered Death		
		Male	Female	Total	Male	Female	Total
1	Jampuijalla	147	167	314	19	22	41
2	Bishalgarh	8	3	11	33	27	60
3	Boxanagar	3	2	5	9	8	17
4	Kathalia	1	2	3	11	19	30
5	Nalchar	4	13	17	15	11	26
6	Mohanbhog	4	2	6	7	4	11
7	Charilam	23	17	40	14	15	29
District Total		190	206	396	108	106	214
District Name -South							
Sl.No.	Sub-District	Registered Birth			Registered Death		
		Male	Female	Total	Male	Female	Total
1	Rajnagar	8	5	13	14	13	27
2	Hrishyamukh	11	16	27	14	7	21
3	Bokafa	23	31	54	15	14	29
4	Rupaichari	8	13	21	10	10	20
5	Satchand	44	23	67	26	19	45
6	Jolai Bari	39	37	76	18	22	40
7	Bharat Chandra Nagar	12	7	19	3	8	11
8	Poangbari	9	7	16	5	8	13
District Total		154	139	293	105	101	206
District Name -Unakoti							
Sl.No.	Sub-District	Registered Birth			Registered Death		
		Male	Female	Total	Male	Female	Total
1	Gournagar	55	36	91	13	12	25
2	Pecharthal	25	25	50	23	14	37
3	Kumarghat	25	27	52	34	26	60
4	Chandipur	21	19	40	16	11	27
District Total		126	107	233	86	63	149
District Name -West							
Sl.No.	Sub-District	Registered Birth			Registered Death		
		Male	Female	Total	Male	Female	Total
1	Mohanpur	3	5	8	19	17	36
2	Hezamara	10	11	21	12	6	18
3	Mandai	19	17	36	10	13	23
4	Jirania	3	2	5	10	4	14
5	Dukli	2	7	9	15	14	29
6	Lefunga	9	12	21	12	6	18
7	Belbari	13	10	23	9	6	15
8	Old Agartala	6	3	9	16	11	27
9	Bamutia	4	3	7	20	11	31
District Total		69	70	139	123	88	211
Grand Total Block		1050	977	2027	834	685	1519

Source:-crsorgi.gov.in

Prepared by

22-09-2023


Statistical Officer

Directorate of Family Welfare & PM

Government of Tripura, Agartala

Online Registered Births & Deaths Monthly Report for August,2023- Non-Institution(Urban)							
Dhalai District		Registered Births			Registered Deaths		
Sl.No		Male	Female	Total	Male	Female	Total
1	Kamalpur Nagar panchayet	3	2	5	5	3	8
2	Ambassa Municipal Council	2	3	5	3	1	4
	District Total	5	5	10	8	4	12
Gomati District		Registered Births			Registered Death		
Sl.No		Male	Female	Total	Male	Female	Total
1	Udaipur Municipal Council	8	6	14	2	10	12
2	Amarpur Nagar Panchayet	0	0	0	1	2	3
	District Total	8	6	14	3	12	15
Khowai District		Registered Births			Registered Death		
Sl.No		Male	Female	Total	Male	Female	Total
1	Khowai Municipal Council	0	0	0	5	5	10
2	Teliamura Municipal Council	2	2	4	7	6	13
	District Total	2	2	4	12	11	23
North Tripura		Registered Births			Registered Death		
Sl.No		Male	Female	Total	Male	Female	Total
1	Panisagar Nagar Panchayet	4	3	7	1	2	3
2	Dharmanagar Municipal Council	16	8	24	10	16	26
	District Total	20	11	31	11	18	29
Sepahijala District		Registered Births			Registered Death		
Sl.No		Male	Female	Total	Male	Female	Total
1	Bishalgarh Municipal Council	6	9	15	6	4	10
2	Melaghar Municipal Council	3	4	7	5	8	13
3	Sonamura Nagar Panchayet	1	0	1	2	0	2
	District Total	10	13	23	13	12	25
South Tripura		Registered Births			Registered Death		
Sl.No		Male	Female	Total	Male	Female	Total
1	Santirbazar Municipal Council	13	10	23	3	5	8
2	Belonia Municipal Council	13	3	16	6	4	10
3	Sabroom Nagar Panchayet	3	0	3	0	0	0
	District Total	29	13	42	9	9	18
Unakoti District		Registered Births			Registered Death		
Sl.No		Male	Female	Total	Male	Female	Total
1	Kailasahar Municipal Council	0	1	1	7	5	12
2	Kumarghat Municipal Council	5	2	7	3	8	11
	District Total	5	3	8	10	13	23
West Tripura		Registered Births			Registered Death		
Sl.No		Male	Female	Total	Male	Female	Total
1	Ranirbazar Municipal Council	2	3	5	2	1	3
2	Agartala Municipal Corporation	176	200	376	127	102	229
3	Mohanpur Municipal Council	1	0	1	5	2	7
4	Jirania Nagar Panchayet	3	0	3	1	2	3
	District Total	182	203	385	135	107	242
	Grand Total Urban	261	256	517	201	186	387

Source:-crsorgi.gov.in

Prepared by

 22-09-2023


 Statistical Officer
 Directorate of Family Welfare & PM
 Government of Tripura, Agartala