



Summary Reports of Online Registered Births & Deaths -April,2022							
Type of Registration Unit	Total No of RU	Registered Births			Registered Deaths		
		Male	Female	Total	Male	Female	Total
Health Institutiion	161	1954	1922	3876	410	232	642
Gram Panchayat (595) & Village Council(586)	1181	842	716	1558	1066	872	1938
Urban(AMC/MC/ NP)	20	223	203	426	222	179	401
<b>State Total</b>	<b>1362</b>	<b>3019</b>	<b>2841</b>	<b>5860</b>	<b>1698</b>	<b>1283</b>	<b>2981</b>

Source:-crsorgi.gov.in

Prepared by

  
07/05/2022



Branch Officer ( Statistics)  
Directorate of Family Welfare & PM  
Government of Tripura,Agartala



**Online Registered Births & Deaths April 2022(Institution)**

District	Sl.No	Hospital Name	Registered Birth			Registered Death		
			Male	Female	Total	Male	Female	Total
Dhalai	Dhalai district							
	1	Chawmanu CHC	27	21	48	1	1	2
	2	Manikpur PHC	9	6	15	0	0	0
	3	Dhuamachara PHC	8	7	15	0	0	0
	4	Ganganagar PHC	10	7	17	0	1	1
	5	Salema PHC	0	0	0	0	0	0
	6	Nakashipara PHC	1	3	4	1	0	1
	7	Chailengta SDH, LTV	8	12	20	2	0	2
	8	Manu CHC	20	14	34	2	1	3
	9	82-Miles PHC	1	2	3	1	1	2
	10	Nepatila PHC	4	4	8	1	1	2
	11	Kulai Dist. Hospital	51	35	86	16	7	23
	12	Gandacherra SDH	25	22	47	2	1	3
	13	BSM SDH, kamalpur	27	17	44	5	1	6
	14	Maracharra PHC	4	6	10	1	0	1
	15	Raisyabari PHC	13	16	29	1	0	1
	16	Ambassa PHC	5	12	17	0	0	0
	17	Lalcharra PHC	0	0	0	0	0	0
		<b>213</b>	<b>184</b>	<b>397</b>	<b>33</b>	<b>14</b>	<b>47</b>	
Unakoti	Unakoti District							
	1	Rgm Hospital	0	0	0	0	0	0
	2	Unakoti Dist. Hospital	140	137	277	10	10	20
	3	Kumarghat CHC	4	1	5	0	1	1
	4	Fatikroy PHC	43	39	82	1	0	1
	5	Dhanbilash PHC	2	3	5	0	1	1
	6	Pecharthal PHC	22	23	45	0	0	0
	7	Kanchanbari PHC	1	4	5	0	0	0
	8	Machmara PHC	0	0	0	0	0	0
		<b>212</b>	<b>207</b>	<b>419</b>	<b>11</b>	<b>12</b>	<b>23</b>	
Sepahijala	Sepahijala District							
	1	Sonamura CHC	3	6	9	1	0	1
	2	Takarjala CHC	9	9	18	1	0	1
	3	Dhanpur PHC	0	0	0	0	0	0
	4	Motinagar PHC	2	1	3	0	0	0
	5	Kamalagar PHC	2	5	7	0	0	0
	6	Jumerdhepa PHC	0	1	1	0	0	0
	7	Bishramganja PHC	11	14	25	2	0	2
	8	Madhupur PHC	3	6	9	0	0	0
	9	Boxanagar CHC	2	9	11	2	1	3
	10	Kathalia CHC	9	15	24	0	1	1
	11	Taibandal PHC	3	3	6	0	0	0
	12	Bishalgarh SDH	21	14	35	1	0	1
	13	Microspara PHC	2	0	2	0	0	0
	14	Melaghar SDH	59	64	123	4	1	5
	15	Dayarampara PHC	0	0	0	0	0	0
	16	Nidaya PHC	0	1	1	0	0	0
	17	Thelakum PHC	0	0	0	0	0	0
	18	Lalsingmura PHC	0	0	0	0	0	0
	19	Jampuijala PHC	0	0	0	0	0	0
20	Taksapara PHC	0	1	1	0	0	0	
		<b>126</b>	<b>149</b>	<b>275</b>	<b>11</b>	<b>3</b>	<b>14</b>	
Khowai	Khowai District							
	1	Tulashikhar PHC	1	1	2	4	1	5
	2	Behalabari PHC	0	0	0	0	0	0
	3	Kalyanpur CHC	2	2	4	0	1	1
	4	Chebri PHC	1	3	4	0	0	0
	5	Baijalbari PHC	7	7	14	0	0	0
	6	Ratanpur PHC	0	0	0	0	0	0
7	Teliamura SDH	18	18	36	3	2	5	

07/05/2022



	8	Mungiakami PHC	1	3	4	0	0	0
	9	Khowai Dist. Hospital	144	182	326	5	7	12
			<b>174</b>	<b>216</b>	<b>390</b>	<b>12</b>	<b>11</b>	<b>23</b>
		West District						
West	1	Chachubazar PHC	2	6	8	0	0	0
	2	Katlamara PHC	4	4	8	0	0	0
	3	Mandai PHC	4	1	5	0	0	0
	4	Borakha PHC	0	0	0	0	0	0
	5	Kherengbar TTAADC Hospital	48	45	93	2	1	3
	6	Anandanagar PHC	5	7	12	0	1	1
	7	AGMC & GBP Hospital	186	167	353	197	102	299
	8	Tripura medical college	47	25	72	18	8	26
	9	IGM Hospital	212	211	423	16	14	30
	10	Narshingarh PHC	0	0	0	0	0	0
	11	Bamutia PHC	0	0	0	0	0	0
	12	Mohanpur CHC	10	9	19	2	1	3
	13	Jirania CHC	12	4	16	1	0	1
	14	Ranirbazar PHC	0	0	0	0	0	0
	15	Gandhigram PHC	1	0	1	0	0	0
	16	Cancer hospital	0	0	0	29	20	49
	17	State homeopath hospital	0	0	0	0	0	0
	18	State ayurvedic hospital	0	0	0	0	0	0
	19	Kanchanmala PHC	1	0	1	0	0	0
	20	Champaknagar PHC	0	0	0	0	0	0
	21	CAPFS composite hospital BSF	1	0	1	0	0	0
	22	Bidhya Debbarma Memorial PHC,Lefunga	1	2	3	0	0	0
	23	Army hospital Khejurbagan	0	0	0	0	0	0
	24	Hezamara PHC	2	1	3	0	1	1
			<b>536</b>	<b>482</b>	<b>1018</b>	<b>265</b>	<b>148</b>	<b>413</b>
		Gomati district						
Gomati	1	Kakraban PHC	0	2	2	0	0	0
	2	Tulamura PHC	2	4	6	1	0	1
	3	Nutanbazar CHC	15	7	22	0	0	0
	4	Ompi CHC	1	2	3	0	0	0
	5	Maharani PHC	5	2	7	0	0	0
	6	Chellagang PHC	1	3	4	0	0	0
	7	District hospital gomati	110	115	225	14	9	23
	8	Tripura sundari SDH	0	0	0	1	0	1
	9	Silachari PHC	9	7	16	1	0	1
	10	Killa PHC	6	7	13	0	0	0
	11	Atharobhola PHC	5	2	7	0	0	0
	12	Amarpur SDH	14	17	31	3	0	3
	13	Karbook CHC	10	9	19	3	1	4
	14	Gorakhappa PHC	0	0	0	0	0	0
	15	Garjee PHC	28	23	51	0	0	0
	16	Taidu PHC	1	0	1	2	0	2
			<b>207</b>	<b>200</b>	<b>407</b>	<b>25</b>	<b>10</b>	<b>35</b>
		North district						
North	1	Kadamtala PHC	26	21	47	2	1	3
	2	Tilthai PHC	9	4	13	0	1	1
	3	Damcharra PHC	5	9	14	0	0	0
	4	Khedacharra PHC	4	2	6	1	0	1
	5	Anandabazar CHC	5	4	9	0	0	0
	6	Dasda PHC	10	4	14	4	2	6
	7	DIST. Hospital,NORTH	162	189	351	16	13	29
	8	Sanicherra PHC	27	30	57	2	0	2
	9	Uphakhali PHC	5	2	7	1	0	1
	10	Panisagar SDH	5	4	9	0	0	0
	11	Brajendranagar PHC	4	5	9	0	2	2
	12	Bungnung PHC	1	3	4	1	0	1
	13	Kanchanpur SDH	17	14	31	0	3	3
	14	Jalebasa PHC	0	0	0	0	0	0

07/05/2022



	15	Jampui PHC	0	1	1	0	0	0
	16	Laljuri PHC	14	5	19	0	1	1
	17	Bhandarima PHC	0	0	0	0	0	0
	18	Gachirampara PHC	2	1	3	0	1	1
			<b>296</b>	<b>298</b>	<b>594</b>	<b>27</b>	<b>24</b>	<b>51</b>
		South district						
South	1	Barpathari PHC	4	5	9	1	0	1
	2	Rajnagar CHC	9	11	20	0	1	1
	3	Niharnagar PHC	11	5	16	0	0	0
	4	Hrishyamukh CHC	0	0	0	3	1	4
	5	Matai PHC	3	3	6	0	0	0
	6	Ratanpur PHC	0	0	0	0	0	0
	7	Nalua PHC	4	3	7	1	2	3
	8	S B M M PHC	4	7	11	0	0	0
	9	Manubankul CHC	11	5	16	0	2	2
	10	Rupaicharri PHC	1	4	5	0	0	0
	11	Manubazar CHC	2	2	4	0	0	0
	12	Kalacharra PHC	10	14	24	2	0	2
	13	Dist. hospital south	58	45	103	9	2	11
	14	Belonia SDH	26	27	53	4	2	6
	15	Sabroom SDH	7	9	16	2	0	2
	16	Baikhora PHC	11	11	22	0	0	0
	17	Kowafung PHC	4	3	7	0	0	0
	18	Muhuripur PHC	1	1	2	0	0	0
	19	Jolaibari CHC	6	12	18	0	0	0
	20	Paikhola PHC	1	3	4	0	0	0
	21	Srinagar CHC	14	9	23	1	0	1
	22	Chottakhola PHC	1	6	7	1	0	1
	23	Baisnabpur PHC	0	0	0	0	0	0
	24	Maicherra PHC	2	1	3	0	0	0
	25	Ramraibari PHC	0	0	0	0	0	0
	26	Twikormo Hospital	0	0	0	2	0	2
			<b>190</b>	<b>186</b>	<b>376</b>	<b>26</b>	<b>10</b>	<b>36</b>
		<b>STATE TOTAL</b>	<b>1954</b>	<b>1922</b>	<b>3876</b>	<b>410</b>	<b>232</b>	<b>642</b>

Source:-crsorgi.gov.in

Prepared by

07/05/2022

Branch Officer ( Statistics )  
Directorate of Family Welfare & PM  
Government of Tripura, Agartala



**Online Registered Births & Deaths Monthly Report-April,2022- Non-Institution(Block)**

**District Name -Dhalai**

Sl.No.	Sub-District	Registered Birth			Registered Death		
		Male	Female	Total	Male	Female	Total
1	Salema	12	6	18	15	18	33
2	Manu	33	30	63	22	14	36
3	Ambassa	31	27	58	21	22	43
4	Chawmanu	3	0	3	2	2	4
5	Dumburnagar	5	4	9	2	3	5
6	Durgachowmuni	17	15	32	27	26	53
7	Ganganagar	6	3	9	5	0	5
8	Raiysabari	0	0	0	3	2	5
<b>District Total</b>		<b>107</b>	<b>85</b>	<b>192</b>	<b>97</b>	<b>87</b>	<b>184</b>

**District Name -Gomati**


Sl.No.	Sub-District	Registered Birth			Registered Death		
		Male	Female	Total	Male	Female	Total
1	Kakraban	6	6	12	33	23	56
2	Amarpur	13	4	17	12	15	27
3	Ompi	6	13	19	15	9	24
4	Matabari	11	4	15	41	25	66
5	Karbook	12	5	17	6	9	15
6	Tepania	3	1	4	12	6	18
7	Silachari	49	47	96	9	4	13
8	Killa	13	6	19	13	7	20
<b>District Total</b>		<b>113</b>	<b>86</b>	<b>199</b>	<b>141</b>	<b>98</b>	<b>239</b>

**District Name -Khowai**

Sl.No.	Sub-District	Registered Birth			Registered Death		
		Male	Female	Total	Male	Female	Total
1	Padmabil	8	11	19	14	9	23
2	Khowai	2	3	5	15	15	30
3	Tulasikhar	8	3	11	12	16	28
4	Kalyanpur	8	3	11	19	15	34
5	Teliamura	18	15	33	31	24	55
6	Mungiakami	18	22	40	7	7	14
<b>District Total</b>		<b>62</b>	<b>57</b>	<b>119</b>	<b>98</b>	<b>86</b>	<b>184</b>

**District Name -North**

Sl.No.	Sub-District	Registered Birth			Registered Death		
		Male	Female	Total	Male	Female	Total
1	Kadamtala	13	13	26	25	35	60
2	Panisagar	18	15	33	29	16	45
3	Damcharra	8	2	10	13	13	26
4	Dasda	43	49	92	32	26	58
5	Jampui hill	4	5	9	4	2	6
6	Kalacharra	23	12	35	18	21	39
7	Jubarajnagar	24	22	46	28	33	61
8	Laljuri	26	20	46	19	18	37
<b>District Total</b>		<b>159</b>	<b>138</b>	<b>297</b>	<b>168</b>	<b>164</b>	<b>332</b>

  
07/05/2022



District Name -Sepahijala							
Sl.No.	Sub-District	Registered Birth			Registered Death		
		Male	Female	Total	Male	Female	Total
1	Jampuijalla	79	71	150	43	22	65
2	Bishalgarh	17	12	29	26	20	46
3	Boxanagar	19	16	35	11	19	30
4	Kathalia	9	8	17	31	22	53
5	Nalchar	7	6	13	21	18	39
6	Mohanbhog	13	8	21	7	7	14
7	Charilam	8	8	16	23	15	38
District Total		152	129	281	162	123	285
District Name -South							
Sl.No.	Sub-District	Registered Birth			Registered Death		
		Male	Female	Total	Male	Female	Total
1	Rajnagar	3	4	7	15	14	29
2	Hrishyamukh	3	2	5	21	17	38
3	Bakafa	34	20	54	33	32	65
4	Rupaichari	16	12	28	20	6	26
5	Satchand	17	24	41	40	28	68
6	Jolai Bari	21	18	39	37	24	61
7	Bharat Chandra Nagar	1	2	3	9	11	20
8	Poangbari	9	2	11	9	4	13
District Total		104	84	188	184	136	320
District Name -Unakoti							
Sl.No.	Sub-District	Registered Birth			Registered Death		
		Male	Female	Total	Male	Female	Total
1	Gournagar	52	63	115	24	24	48
2	Pecharthal	17	15	32	10	15	25
3	Kumarghat	33	24	57	31	27	58
4	Chandipur	4	5	9	5	2	7
District Total		106	107	213	70	68	138
District Name -West							
Sl.No.	Sub-District	Registered Birth			Registered Death		
		Male	Female	Total	Male	Female	Total
1	Mohanpur	3	4	7	23	14	37
2	Hezamara	9	4	13	9	7	16
3	Mandai	11	3	14	31	15	46
4	Jirania	6	0	6	11	14	25
5	Dukli	4	8	12	19	13	32
6	Lefunga	2	6	8	13	6	19
7	Belbari	2	1	3	10	7	17
8	Old Agartala	2	3	5	14	21	35
9	Bamutia	0	1	1	16	13	29
District Total		39	30	69	146	110	256
Grand Total Block		842	716	1558	1066	872	1938

Source:-crsorgi.gov.in

Prepared by  
A  
07/05/2022

Branch Officer (Statistics)

Directorate of Family Welfare & PM  
Government of Tripura, Agartala



Online Registered Births & Deaths Monthly Report for April,2022- Non-Institution(Urban)							
Dhalai District		Registered Births			Registered Deaths		
Sl.No		Male	Female	Total	Male	Female	Total
1	Kamalpur Nagar panchayet	2	1	3	1	4	5
2	Ambassa Municipal Council	1	0	1	4	3	7
	District Total	3	1	4	5	7	12
Gomati District		Registered Births			Registered Death		
Sl.No		Male	Female	Total	Male	Female	Total
1	Udaipur Municipal Council	0	0	0	10	9	19
2	Amarpur Nagar Panchayet	1	1	2	5	1	6
	District Total	1	1	2	15	10	25
Khowai District		Registered Births			Registered Death		
Sl.No		Male	Female	Total	Male	Female	Total
1	Khowai Municipal Council	0	0	0	4	3	7
2	Teliamura Municipal Council	0	4	4	5	3	8
	District Total	0	4	4	9	6	15
North Tripura		Registered Births			Registered Death		
Sl.No		Male	Female	Total	Male	Female	Total
1	Panisagar Nagar Panchayet	2	1	3	1	1	2
2	Dharmanagar Municipal Council	12	6	18	20	20	40
	District Total	14	7	21	21	21	42
Sepahijala District		Registered Births			Registered Death		
Sl.No		Male	Female	Total	Male	Female	Total
1	Bishalgarh Municipal Council	0	1	1	6	4	10
2	Melaghar Municipal Council	2	0	2	4	3	7
3	Sonamura Nagar Panchayet	0	2	2	9	3	12
	District Total	2	3	5	19	10	29
South Tripura		Registered Births			Registered Death		
Sl.No		Male	Female	Total	Male	Female	Total
1	Santirbazar Municipal Council	6	4	10	9	7	16
2	Belonia Municipal Council	0	0	0	6	7	13
3	Sabroom Nagar Panchayet	0	1	1	2	1	3
	District Total	6	5	11	17	15	32
Unakoti District		Registered Births			Registered Death		
Sl.No		Male	Female	Total	Male	Female	Total
1	Kailasahar Municipal Council	3	4	7	4	4	8
2	Kumarghat Municipal Council	3	3	6	2	4	6
	District Total	6	7	13	6	8	14
West Tripura		Registered Births			Registered Death		
Sl.No		Male	Female	Total	Male	Female	Total
1	Ranirbazar Municipal Council	1	0	1	7	5	12
2	Agartala Municipal Corporation	187	175	362	111	93	204
3	Mohanpur Municipal Council	3	0	3	11	3	14
4	Jirania Nagar Panchayet	0	0	0	1	1	2
	District Total	191	175	366	130	102	232
	Grand Total Urban	223	203	426	222	179	401

Source:-crsorgi.gov.in

Prepared by

07/05/2022

Branch Officer (Statistics)

Directorate of Family Welfare & PM

Government of Tripura, Agartala