


## Summary Reports of Online Registered Births & Deaths -March,2022

Type of Registration Unit	Total No of RU	Registered Births			Registered Deaths		
		Male	Female	Total	Male	Female	Total
Health Institutiion	161	2114	1910	4024	476	282	758
Gram Panchayat (595) & Village Council(586)	1181	749	657	1407	1048	670	1718
Urban(AMC/MC/ NP)	20	307	262	569	282	218	500
<b>State Total</b>	<b>1362</b>	<b>3170</b>	<b>2829</b>	<b>6000</b>	<b>1806</b>	<b>1170</b>	<b>2976</b>

Note:- Total is inclusive of transgender birth -Unakoti District -1

Source:-crsorgi.gov.in

Prepared by

  
07/04/2022

  
B.A.

Branch Officer ( Statistics)  
Directorate of Family Welfare & PM  
Government of Tripura,Agartala

**Online Registered Births & Deaths March 2022(Institution)**

District	Sl.No	Hospital Name	Registered Birth			Registered Death		
			Male	Female	Total	Male	Female	Total
Dhalai	Dhalai district							
	1	Chawmanu CHC	131	106	237	4	6	10
	2	Manikpur PHC	4	9	13	0	0	0
	3	Dhuamachara PHC	0	0	0	0	0	0
	4	Ganganagar PHC	8	5	13	2	0	2
	5	Salema PHC	0	0	0	0	0	0
	6	Nakashipara PHC	1	2	3	0	0	0
	7	Chailengta SDH, LTV	13	4	17	1	1	2
	8	Manu CHC	15	18	33	0	1	1
	9	82-Miles PHC	13	15	28	0	1	1
	10	Nepatila PHC	3	6	9	2	0	2
	11	Kulai Dist. Hospital	67	43	110	24	4	28
	12	Gandacherra SDH	15	24	39	1	0	1
	13	BSM SDH, kamalpur	30	23	53	1	3	4
	14	Maracharra PHC	0	0	0	0	0	0
	15	Raisyabari PHC	5	3	8	1	0	1
	16	Ambassa PHC	4	1	5	1	0	1
17	Lalcharra PHC	0	0	0	0	0	0	
		<b>309</b>	<b>259</b>	<b>568</b>	<b>37</b>	<b>16</b>	<b>53</b>	
Unakoti	Unakoti District							
	1	Rgm Hospital	0	0	0	0	0	0
	2	Unakoti Dist. Hospital	197	184	381	11	6	17
	3	Kumarghat CHC	0	0	0	0	0	0
	4	Fatikroy PHC	21	27	48	3	0	3
	5	Dhanbilash PHC	0	0	0	0	0	0
	6	Pecharthal PHC	17	10	27	2	0	2
	7	Kanchanbari PHC	5	5	10	2	0	2
8	Machmara PHC	0	0	0	0	0	0	
		<b>240</b>	<b>226</b>	<b>466</b>	<b>18</b>	<b>6</b>	<b>24</b>	
Sepahijala	Sepahijala District							
	1	Sonamura CHC	6	6	12	0	0	0
	2	Takarjala CHC	0	0	0	1	0	1
	3	Dhanpur PHC	1	0	1	0	0	0
	4	Motinagar PHC	0	0	0	0	0	0
	5	Kamalagar PHC	4	6	10	0	0	0
	6	Jumerdhepa PHC	0	2	2	0	0	0
	7	Bishramganja PHC	10	8	18	0	0	0
	8	Madhupur PHC	4	4	8	0	0	0
	9	Boxanagar CHC	7	2	9	6	0	6
	10	Kathalia CHC	19	27	46	2	0	2
	11	Taibandal PHC	8	2	10	0	0	0
	12	Bishalgarh SDH	31	38	69	0	0	0
	13	Microspara PHC	2	2	4	3	0	3
	14	Melaghar SDH	21	29	50	3	0	3
	15	Dayarampara PHC	0	0	0	0	0	0
	16	Nidaya PHC	1	1	2	0	0	0
	17	Thelakum PHC	8	1	9	0	0	0
	18	Lalsingmura PHC	0	0	0	0	0	0
	19	Jampuijala PHC	0	0	0	0	0	0
20	Taksapara PHC	0	0	0	0	0	0	
		<b>122</b>	<b>128</b>	<b>250</b>	<b>15</b>	<b>0</b>	<b>15</b>	
Khowai	Khowai District							
	1	Tulashikhar PHC	4	0	4	1	2	3
	2	Behalabari PHC	5	6	11	1	0	1
	3	Kalyanpur CHC	1	0	1	1	0	1
	4	Chebri PHC	1	2	3	0	0	0
	5	Baijalbari PHC	0	0	0	0	0	0
	6	Ratanpur PHC	1	3	4	0	0	0
7	Teliamura SDH	28	33	61	3	3	6	

07/04/2022

6/8/19


	8	Mungiakami PHC	4	6	10	0	0	0
	9	Khowai Dist. Hospital	105	84	189	26	19	45
			149	134	283	32	24	56
West	West District							
	1	Chachubazar PHC	9	4	13	1	0	1
	2	Katlamara PHC	4	1	5	0	0	0
	3	Mandai PHC	0	0	0	0	0	0
	4	Borakha PHC	1	3	4	0	0	0
	5	Kherengbar TTAADC Hospital	29	16	45	0	0	0
	6	Anandanagar PHC	3	0	3	0	0	0
	7	AGMC & GBP Hospital	254	243	497	229	153	382
	8	Tripura medical college	22	13	35	10	6	16
	9	IGM Hospital	260	240	500	24	14	38
	10	Narshingharh PHC	0	1	1	0	0	0
	11	Bamutia PHC	0	0	0	0	0	0
	12	Mohanpur CHC	8	7	15	1	1	2
	13	Jirania CHC	11	16	27	1	1	2
	14	Ranirbazar PHC	0	0	0	0	0	0
	15	Gandhigram PHC	1	0	1	0	0	0
	16	Cancer hospital	0	0	0	30	13	43
	17	State homeopath hospital	0	0	0	0	0	0
	18	State ayurvedic hospital	0	0	0	0	0	0
	19	Kanchanmala PHC	1	0	1	0	0	0
	20	Champaknagar PHC	0	0	0	1	1	2
	21	CAPFS composite hospital BSF	0	0	0	0	0	0
	22	Bidhya Debbarma Memorial PHC,Lefunga	3	2	5	0	0	0
	23	Army hospital Khejurbagan	0	0	0	0	0	0
24	Hezamara PHC	1	6	7	0	0	0	
			607	552	1159	297	189	486
Gomati	Gomati district							
	1	Kakraban PHC	1	1	2	0	1	1
	2	Tulamura PHC	0	2	2	0	0	0
	3	Nutanbazar CHC	16	21	37	0	0	0
	4	Ompi CHC	9	4	13	0	0	0
	5	Maharani PHC	5	4	9	2	0	2
	6	Chellagang PHC	1	2	3	0	0	0
	7	District hospital gomati	112	114	226	17	7	24
	8	Tripura sundari SDH	0	1	1	2	2	4
	9	Silachari PHC	1	0	1	0	0	0
	10	Killa PHC	8	1	9	0	0	0
	11	Atharobhola PHC	8	3	11	0	0	0
	12	Amarpur SDH	13	23	36	1	0	1
	13	Karbook CHC	16	10	26	0	0	0
	14	Gorakhappa PHC	4	1	5	0	0	0
	15	Garjee PHC	9	17	26	0	0	0
16	Taidu PHC	5	3	8	2	2	4	
			208	207	415	24	12	36
North	North district							
	1	Kadamtala PHC	0	0	0	0	0	0
	2	Tilthai PHC	11	7	18	0	1	1
	3	Damcharra PHC	0	0	0	0	0	0
	4	Khedacharra PHC	6	6	12	0	0	0
	5	Anandabazar CHC	8	12	20	0	0	0
	6	Dasda PHC	4	7	11	0	0	0
	7	DIST. Hospital,NORTH	121	104	225	30	19	49
	8	Sanicherra PHC	18	23	41	0	2	2
	9	Upthakhali PHC	6	5	11	0	0	0
	10	Panisagar SDH	4	3	7	1	0	1
	11	Brajendranagar PHC	10	2	12	0	0	0
	12	Bungnung PHC	0	1	1	0	0	0
	13	Kanchanpur SDH	14	19	33	1	5	6
14	Jalebasa PHC	0	0	0	0	0	0	


07/04/2022

10/4

	15	Jampui PHC	0	0	0	0	0	0
	16	Laljuri PHC	0	0	0	0	0	0
	17	Bhandarima PHC	0	0	0	0	0	0
	18	Gachirampara PHC	1	4	5	1	0	1
			<b>203</b>	<b>193</b>	<b>396</b>	<b>33</b>	<b>27</b>	<b>60</b>
		<b>South district</b>						
South	1	Barpathari PHC	3	0	3	0	0	0
	2	Rajnagar CHC	6	6	12	2	2	4
	3	Niharnagar PHC	10	15	25	0	1	1
	4	Hrishyamukh CHC	3	2	5	0	0	0
	5	Matai PHC	14	6	20	0	0	0
	6	Ratanpur PHC	0	0	0	0	0	0
	7	Nalua PHC	2	0	2	0	0	0
	8	S B M M PHC	0	0	0	0	0	0
	9	Manubankul CHC	17	13	30	0	0	0
	10	Rupaicharri PHC	5	5	10	0	0	0
	11	Manubazar CHC	16	9	25	2	1	3
	12	Kalacharra PHC	25	23	48	0	1	1
	13	Dist. hospital south	60	34	94	9	2	11
	14	Belonia SDH	37	34	71	3	1	4
	15	Sabroom SDH	7	0	7	2	0	2
	16	Baikhora PHC	24	27	51	0	0	0
	17	Kowaifung PHC	5	6	11	0	0	0
	18	Muhuripur PHC	2	1	3	0	0	0
	19	Jolaibari CHC	24	18	42	1	0	1
	20	Paikhola PHC	5	0	5	0	0	0
	21	Srinagar CHC	0	0	0	0	0	0
	22	Chottakhola PHC	3	5	8	1	0	1
	23	Baisnabpur PHC	6	5	11	0	0	0
	24	Maicherra PHC	1	1	2	0	0	0
	25	Ramraibari PHC	1	1	2	0	0	0
	26	Twikormo Hospital	0	0	0	0	0	0
			<b>276</b>	<b>211</b>	<b>487</b>	<b>20</b>	<b>8</b>	<b>28</b>
		<b>STATE TOTAL</b>	<b>2114</b>	<b>1910</b>	<b>4024</b>	<b>476</b>	<b>282</b>	<b>758</b>

Source:-crsorgi.gov.in

Prepared by  
  
 07/04/2022

  
 Branch Officer ( Statistics)  
 Directorate of Family Welfare & PM  
 Government of Tripura, Agartala

**Online Registered Births & Deaths Monthly Report-March,2022- Non-Institution(Block)**

**District Name -Dhalai**

Sl.No.	Sub-District	Registered Birth			Registered Death		
		Male	Female	Total	Male	Female	Total
1	Salema	8	7	15	18	5	23
2	Manu	44	40	84	34	18	52
3	Ambassa	26	27	53	18	5	23
4	Chawmanu	1	0	1	4	2	6
5	Dumburnagar	4	9	13	13	9	22
6	Durgachowmuni	14	15	29	33	26	59
7	Ganganagar	5	3	8	4	1	5
8	Raiysabari	0	0	0	0	0	0
<b>District Total</b>		<b>102</b>	<b>101</b>	<b>203</b>	<b>124</b>	<b>66</b>	<b>190</b>

**District Name -Gomati**

Sl.No.	Sub-District	Registered Birth			Registered Death		
		Male	Female	Total	Male	Female	Total
1	Kakraban	6	6	12	22	14	36
2	Amarpur	33	24	57	13	12	25
3	Ompi	18	13	31	17	5	22
4	Matabari	4	4	8	29	15	44
5	Karbook	20	12	32	17	8	25
6	Tepania	7	2	9	23	20	43
7	Silachari	0	1	1	2	0	2
8	Killa	23	13	36	18	8	26
<b>District Total</b>		<b>111</b>	<b>75</b>	<b>186</b>	<b>141</b>	<b>82</b>	<b>223</b>

**District Name -Khowai**

Sl.No.	Sub-District	Registered Birth			Registered Death		
		Male	Female	Total	Male	Female	Total
1	Padmabil	13	15	28	22	10	32
2	Khowai	4	3	7	19	21	40
3	Tulasikhar	4	7	11	18	12	30
4	Kalyanpur	0	3	3	24	8	32
5	Teliamura	12	12	24	23	18	41
6	Mungiakami	14	9	23	2	7	9
<b>District Total</b>		<b>47</b>	<b>49</b>	<b>96</b>	<b>108</b>	<b>76</b>	<b>184</b>

**District Name -North**

Sl.No.	Sub-District	Registered Birth			Registered Death		
		Male	Female	Total	Male	Female	Total
1	Kadamtala	12	15	27	23	25	48
2	Panisagar	6	4	10	4	8	12
3	Damcharra	14	9	23	6	2	8
4	Dasda	43	49	92	27	14	41
5	Jampui hill	14	12	26	3	5	8
6	Kalacharra	12	6	18	26	9	35
7	Jubarajnagar	13	7	20	12	11	23
8	Laljuri	15	19	34	14	2	16
<b>District Total</b>		<b>129</b>	<b>121</b>	<b>250</b>	<b>115</b>	<b>76</b>	<b>191</b>

07/04/2022

61A

District Name -Sepahijala							
Sl.No.	Sub-District	Registered Birth			Registered Death		
		Male	Female	Total	Male	Female	Total
1	Jampuijalla	31	29	60	28	24	52
2	Bishalgarh	10	12	22	29	21	50
3	Boxanagar	20	21	41	17	7	24
4	Kathalia	8	4	12	17	21	38
5	Nalchar	10	12	22	18	12	30
6	Mohanbhog	10	10	20	10	10	20
7	Charilam	10	9	19	25	23	48
District Total		99	97	196	144	118	262
District Name -South							
Sl.No.	Sub-District	Registered Birth			Registered Death		
		Male	Female	Total	Male	Female	Total
1	Rajnagar	8	9	17	15	13	28
2	Hrishyamukh	4	3	7	9	5	14
3	Bakafa	10	10	20	14	13	27
4	Rupaichari	20	9	29	6	2	8
5	Satchand	17	13	30	23	13	36
6	Jolai Bari	10	3	13	26	7	33
7	Bharat Chandra Nagar	3	0	3	13	8	21
8	Poangbari	5	1	6	9	9	18
District Total		77	48	125	115	70	185
District Name -Unakoti							
Sl.No.	Sub-District	Registered Birth			Registered Death		
		Male	Female	Total	Male	Female	Total
1	Gournagar	40	31	71	15	16	31
2	Pecharthal	33	38	72	17	8	25
3	Kumarghat	34	35	69	49	32	81
4	Chandipur	23	19	42	28	14	42
District Total		130	123	254	109	70	179
District Name -West							
Sl.No.	Sub-District	Registered Birth			Registered Death		
		Male	Female	Total	Male	Female	Total
1	Mohanpur	3	1	4	22	9	31
2	Hezamara	14	17	31	15	5	20
3	Mandai	11	7	18	32	14	46
4	Jirania	3	1	4	12	11	23
5	Dukli	3	1	4	48	29	77
6	Lefunga	6	5	11	12	7	19
7	Belbari	10	8	18	11	9	20
8	Old Agartala	3	2	5	20	16	36
9	Bamutia	1	1	2	20	12	32
District Total		54	43	97	192	112	304
Grand Total Block		749	657	1407	1048	670	1718

Note:- Total is inclusive of transgender birth -Unakoti District -1

Source:-crsorgi.gov.in

Prepared by

07/04/2022


Branch Officer ( Statistics)

Directorate of Family Welfare & PM

Government of Tripura, Agartala

Online Registered Births & Deaths Monthly Report for March,2022- Non-Institution(Urban)							
Dhalai District		Registered Births			Registered Deaths		
Sl.No		Male	Female	Total	Male	Female	Total
1	Kamalpur Nagar panchayet	0	2	2	4	2	6
2	Ambassa Municipal Council	1	1	2	7	1	8
	District Total	1	3	4	11	3	14
Gomati District		Registered Births			Registered Death		
Sl.No		Male	Female	Total	Male	Female	Total
1	Udaipur Municipal Council	4	3	7	10	7	17
2	Amarpur Nagar Panchayet	0	0	0	3	2	5
	District Total	4	3	7	13	9	22
Khowai District		Registered Births			Registered Death		
Sl.No		Male	Female	Total	Male	Female	Total
1	Khowai Municipal Council	1	0	1	7	2	9
2	Teliamura Municipal Council	3	3	6	8	3	11
	District Total	4	3	7	15	5	20
North Tripura		Registered Births			Registered Death		
Sl.No		Male	Female	Total	Male	Female	Total
1	Panisagar Nagar Panchayet	4	4	8	4	4	8
2	Dharmanagar Municipal Council	23	13	36	16	17	33
	District Total	27	17	44	20	21	41
Sepahijala District		Registered Births			Registered Death		
Sl.No		Male	Female	Total	Male	Female	Total
1	Bishalgarh Municipal Council	2	5	7	8	10	18
2	Melaghar Municipal Council	2	3	5	9	2	11
3	Sonamura Nagar Panchayet	1	1	2	7	4	11
	District Total	5	9	14	24	16	40
South Tripura		Registered Births			Registered Death		
Sl.No		Male	Female	Total	Male	Female	Total
1	Santirbazar Municipal Council	0	0	0	6	3	9
2	Belonia Municipal Council	1	0	1	1	6	7
3	Sabroom Nagar Panchayet	1	0	1	3	1	4
	District Total	2	0	2	10	10	20
Unakoti District		Registered Births			Registered Death		
Sl.No		Male	Female	Total	Male	Female	Total
1	Kailasahar Municipal Council	3	5	8	6	6	12
2	Kumarghat Municipal Council	1	1	2	5	4	9
	District Total	4	6	10	11	10	21
West Tripura		Registered Births			Registered Death		
Sl.No		Male	Female	Total	Male	Female	Total
1	Ranirbazar Municipal Council	0	1	1	2	1	3
2	Agartala Municipal Corporation	257	220	477	162	133	295
3	Mohanpur Municipal Council	2	0	2	10	9	19
4	Jirania Nagar Panchayet	1	0	1	4	1	5
	District Total	260	221	481	178	144	322
	Grand Total Urban	307	262	569	282	218	500

Source:-crsorgi.gov.in

Prepared by  
  
07/04/2022

Branch Officer ( Statistics)  
Directorate of Family Welfare & PM  
Government of Tripura,Agartala