



Summary Reports of Online Registered Births & Deaths -November,2020							
Type of Registration Unit	Total No of RU	Registered Births			Registered Deaths		
		Male	Female	Total	Male	Female	Total
Health Institutiion	158	2000	2059	4062	439	250	689
Gram Panchayat (591) & Village Council(586)	1177	908	907	1815	1226	774	2000
Urban(AMC/MC/ NP)	20	342	359	701	329	208	537
State Total	1355	3250	3325	6578	1994	1232	3226

Note:- Total inclusive of transgender birth-Dhalai District -2,Gomati District-1

Source:-crsorgi.gov.in

Prepared by

 14/12/2020


 Branch Officer (Statistics)
 Directorate of Family Welfare & PM
 Government of Tripura,Agartala

Online Registered Births & Deaths November -2020 (Institution)

District	Sl.No	Hospital Name	Registered Birth			Registered Death		
			Male	Female	Total	Male	Female	Total
Dhalai	Dhalai district							
	1	Chawmanu CHC	93	90	184	8	6	14
	2	Manikpur PHC	7	4	11	0	0	0
	3	Dhuamachara PHC	14	17	31	0	0	0
	4	Ganganagar PHC	12	10	22	0	0	0
	5	Salema PHC	0	0	0	1	0	1
	6	Nakashipara PHC	10	10	20	0	0	0
	7	Chailengta SDH, LTV	11	28	40	0	0	0
	8	Manu CHC	13	18	31	1	0	1
	9	82-Miles PHC	2	4	6	1	0	1
	10	Nepatila PHC	2	2	4	0	0	0
	11	Kulai Dist. Hospital	70	66	136	16	10	26
	12	Gandacherra SDH	48	31	79	3	0	3
	13	BSM SDH, kamalpur	9	10	19	4	2	6
	14	Maracharra PHC	2	3	5	0	1	1
	15	Raisyabari PHC	15	10	25	0	0	0
	16	Ambassa PHC	3	3	6	0	0	0
	17	Lalcharra PHC	0	0	0	0	0	0
		311	306	619	34	19	53	
Unakoti	Unakoti District							
	1	Rgm Hospital	5	7	12	1	0	1
	2	Unakoti Dist. Hospital	160	178	338	22	24	46
	3	Kumarghat CHC	6	4	10	0	1	1
	4	Fatikroy PHC	32	41	73	3	0	3
	5	Dhanbilash PHC	0	0	0	0	0	0
	6	Pecharthal PHC	14	22	36	0	0	0
	7	Kanchanbari PHC	5	2	7	0	0	0
	8	Machmara PHC	13	9	22	3	2	5
		235	263	498	29	27	56	
Sepahijala	Sepahijala District							
	1	Sonamura CHC	2	7	9	0	0	0
	2	Takarjala CHC	11	10	21	1	0	1
	3	Dhanpur PHC	3	2	5	0	0	0
	4	Motinagar PHC	2	4	6	0	0	0
	5	Kamalagar PHC	0	0	0	0	0	0
	6	Jumerdhepa PHC	0	0	0	0	0	0
	7	Bishramganja PHC	9	16	25	0	0	0
	8	Madhupur PHC	5	5	10	0	0	0
	9	Boxanagar CHC	4	6	10	0	0	0
	10	Kathalia CHC	19	15	34	0	2	2
	11	Taibandal PHC	0	0	0	0	0	0
	12	Bishalgarh SDH	37	23	60	0	0	0
	13	Microspara PHC	8	4	12	0	0	0
	14	Melaghar SDH	52	69	121	3	1	4
	15	Dayarampara PHC	3	4	7	0	0	0
	16	Nidaya PHC	4	0	4	0	0	0
	17	Thelakum PHC	1	2	3	0	0	0
	18	Lalsingmura PHC	0	0	0	0	0	0
19	Jampuijala PHC	2	2	4	0	0	0	
		162	169	331	4	3	7	
Khowai	Khowai District							
	1	Tulashikhar PHC	1	1	2	0	0	0
	2	Behalabari PHC	1	1	2	0	1	1
	3	Kalyanpur CHC	0	0	0	0	1	1
	4	Chebri PHC	0	1	1	0	0	0
	5	Baijalbari PHC	15	5	20	0	0	0
	6	Ratanpur PHC	4	5	9	0	0	0
	7	Teliamura SDH	23	16	39	1	2	3
8	Mungiakami PHC	0	0	0	0	0	0	

14/12/2020

6


	9	Khowai Dist. Hospital	89	81	170	16	13	29
			133	110	243	17	17	34
West	West District							
	1	Chachubazar PHC	10	13	23	0	0	0
	2	Katlamara PHC	6	5	11	0	0	0
	3	Mandai PHC	1	0	1	0	0	0
	4	Borakha PHC	2	2	4	1	0	1
	5	Kherengbar TTAADC Hospital	34	41	75	4	1	5
	6	Anandanagar PHC	2	3	5	0	0	0
	7	AGMC AND GBP HOSPITAL	197	201	398	193	89	282
	8	Tripura medical college	35	28	63	31	11	42
	9	IGM Hospital	192	221	413	36	24	60
	10	Narshingarh PHC	0	0	0	0	0	0
	11	Bamutia PHC	0	0	0	0	0	0
	12	Mohanpur CHC	19	19	38	2	0	2
	13	Jirania CHC	15	14	29	1	0	1
	14	Ranirbazar PHC	0	0	0	0	0	0
	15	Gandhigram PHC	1	0	1	0	0	0
	16	Cancer hospital	0	0	0	19	17	36
	17	State homeopath hospital	0	0	0	0	0	0
	18	State ayurvedic hospital	0	0	0	0	0	0
	19	Kanchanmala PHC	2	3	5	0	0	0
	20	Champaknagar PHC	0	0	0	0	1	1
21	CAPFS composite Hospital BSF	1	0	1	0	0	0	
			517	550	1067	287	143	430
Gomati	Gomati district							
	1	Kakraban PHC	4	1	5	1	0	1
	2	Tulamura PHC	4	4	8	0	0	0
	3	Nutanbazar CHC	14	12	26	1	0	1
	4	Ompi CHC	16	24	40	1	0	1
	5	Maharani PHC	2	3	5	0	0	0
	6	Chellagang PHC	3	2	5	0	0	0
	7	District hospital gomati	92	94	187	11	11	22
	8	Tripura sundari SDH	0	2	2	1	1	2
	9	Silachari PHC	1	1	2	1	0	1
	10	Killa PHC	8	11	19	0	0	0
	11	Atharobhola PHC	1	4	5	0	0	0
	12	Amarpur SDH	21	13	34	1	2	3
	13	Karbook CHC	19	27	46	1	3	4
	14	Gorakhappa PHC	2	0	2	0	0	0
15	Garjee PHC	11	8	19	0	0	0	
			198	206	405	18	17	35
North	North district							
	1	Kadamtala PHC	17	15	32	0	1	1
	2	Tilthai PHC	1	3	4	0	1	1
	3	Damcharra PHC	5	8	13	0	0	0
	4	Khedacharra PHC	0	3	3	0	0	0
	5	Anandabazar CHC	14	16	30	0	0	0
	6	Dasda PHC	19	21	40	0	1	1
	7	DIST. Hospital, NORTH	95	124	219	22	14	36
	8	Sanicherra PHC	11	10	21	0	0	0
	9	Uphakhali PHC	13	9	22	0	1	1
	10	Panisagar CHC	5	6	11	0	0	0
	11	Brajendranagar PHC	12	8	20	0	0	0
	12	Bungnung PHC	2	0	2	0	0	0
	13	Kanchanpur SDH	26	18	44	7	1	8
	14	Jalebasa PHC	3	4	7	0	0	0
	15	Jampui PHC	5	3	8	0	0	0
	16	Laljuri PHC	12	10	22	0	0	0
	17	Bhandarima PHC	0	0	0	0	0	0
18	Gachirampara PHC	0	0	0	0	0	0	
			240	258	498	29	19	48


14/12/2020

		South district						
South	1	Barpathari PHC	3	5	8	0	0	0
	2	Rajnagar PHC	5	9	14	1	0	1
	3	Niharnagar PHC	0	0	0	0	0	0
	4	Hrishyamukh CHC	3	0	3	0	0	0
	5	Matai PHC	0	0	0	0	0	0
	6	Ratanpur PHC	0	0	0	0	0	0
	7	Nalua PHC	5	4	9	0	0	0
	8	S B M M PHC	4	12	16	0	0	0
	9	Manubankul CHC	14	13	27	2	0	2
	10	Rupaicharri PHC	3	3	6	0	0	0
	11	Manubazar CHC	20	9	29	2	0	2
	12	Kalacharra PHC	32	36	68	5	0	5
	13	Dist. Hospital south	28	34	62	5	2	7
	14	Belonia SDH	33	23	56	3	1	4
	15	Sabroom SDH	9	13	22	1	1	2
	16	Baikhora PHC	15	13	28	2	0	2
	17	Kowaifung PHC	8	4	12	0	0	0
	18	Muhuripur PHC	1	1	2	0	0	0
	19	Jolaibari CHC	8	5	13	0	0	0
	20	Paikhola PHC	3	1	4	0	0	0
	21	Srinagar CHC	9	12	21	0	1	1
	22	Chottakhola PHC	0	0	0	0	0	0
	23	Baisnabpur PHC	0	0	0	0	0	0
	24	Maicherra PHC	1	0	1	0	0	0
	25	Ramraibari PHC	0	0	0	0	0	0
		204	197	401	21	5	26	
STATE TOTAL		2000	2059	4062	439	250	689	

Note:- Total inclusive of transgender birth-Dhalai District -2,Gomati District-1

Source:-crsorgi.gov.in

Prepared by

 14/12/2020


 Branch Officer (Statistics)
 Directorate of Family Welfare & PM
 Government of Tripura,Agartala

